

Luminaire

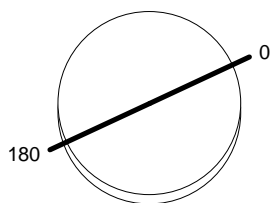
Code M066981_W+M057500
 Name CATA TW SOSPENSIONE DIMM DALI + OTTICA SPOT _ warm light

Measurerm.

Code FTS1601971
 Name CATA TW SOSPENSIONE DIMM DALI + OTTICA SPOT _ warm light

Luminaire Flux	403.74 lm	Luminaire Power	23.00 W	Efficacy	17.55 lm/W	Efficiency	100.00%
Lamps Flux	403.74 lm	Maximum value	17097.62 cd/klm	Position	C=0.00 G=0.00	CG	Rotosymmetrical
Round Luminaire		Diam.	130 mm	Height	200 mm		
Round Luminous Area		Diam.	125 mm	Height	95 mm		
Horizontal Luminous Area		0.012272 m2		Emitting area on Plane 180°		0.011875 m2	
Emitting area on Plane 0°		0.011875 m2		Emitting area on Plane 270°		0.011875 m2	
Emitting area on Plane 90°		0.011875 m2		Glare area at 76°		0.014491 m2	
Coordinate system		CG		Symmetry Type		Rotosymmetrical	
Date		31-05-2016		Maximum Gamma Angle		180	
Measurement Distance		0.00		Measurement Flux		403.74 lm	
LED Flux=1330lm LED Power=17W Eff=30% EfcLed=78lm/W EfcLum=18lm/W Ra=90 SDCM=4 L70(6K)=50000h							
C.I.E.	66 80 95 100 100			D DIN 5040	A50		
F UTE	1.00 C			B NBN	BZ 1 / 1 / BZ 2 / 2.5 / BZ 3		

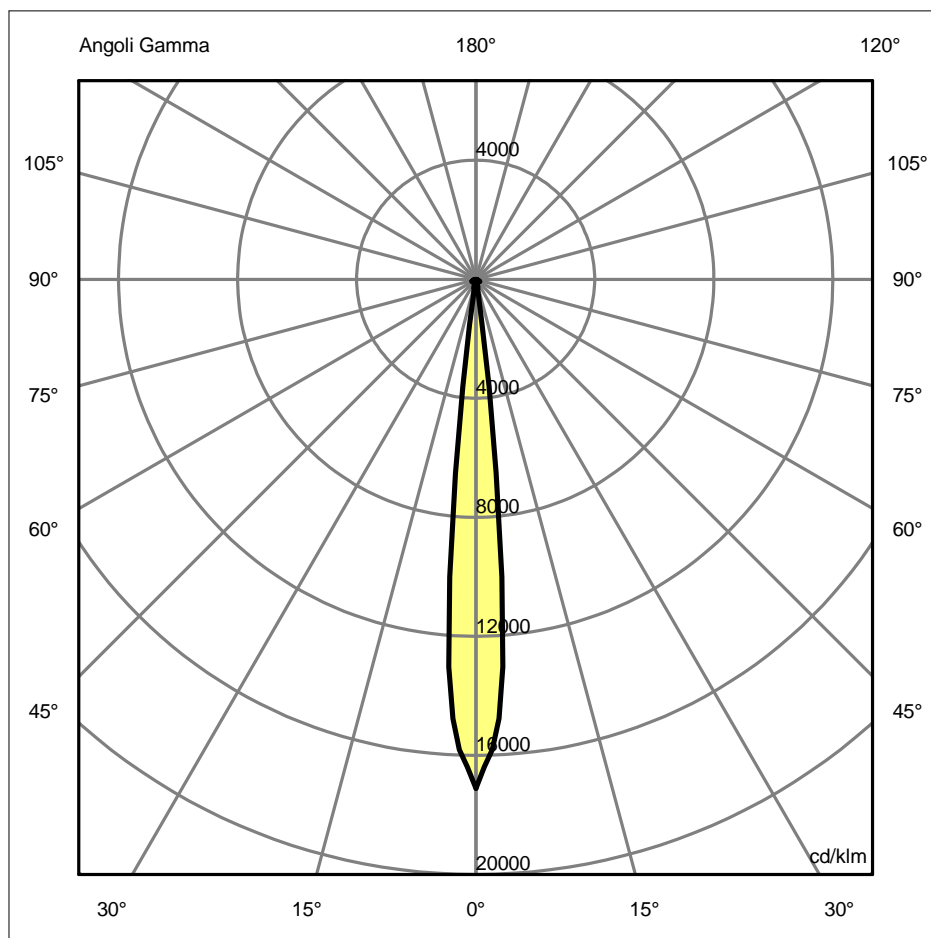
Diam=130mm



Semipiani C

180.0 ——— 0.0

ULOR 0.03 %
 DLOR 99.97 %
 RN 0.03 %



Luminaire

Code M066981_W+M057500
 Name CATA TW SOSPENSIONE DIMM DALI + OTTICA SPOT _ warm light

Measurement

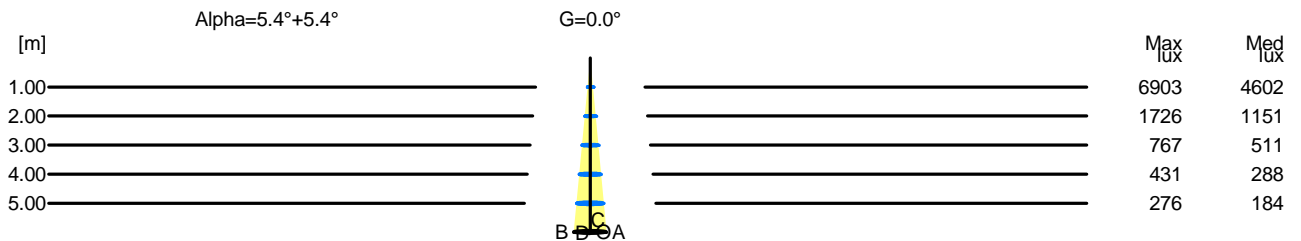
Code FTS1601971
 Name CATA TW SOSPENSIONE DIMM DALI + OTTICA SPOT _ warm light

Luminaire Flux	403.74 lm	Luminaire Power	23.00 W	Efficacy	17.55 lm/W	Efficiency	100.00%
Lamps Flux	403.74 lm	Maximum value	17097.62 cd/klm	Position	C=0.00 G=0.00	CG	Rotosymmetrical
Round Luminaire		Diam.	130 mm	Height	200 mm		
Round Luminous Area		Diam.	125 mm	Height	95 mm		
Horizontal Luminous Area		0.012272 m2		Emitting area on Plane 180°		0.011875 m2	
Emitting area on Plane 0°		0.011875 m2		Emitting area on Plane 270°		0.011875 m2	
Emitting area on Plane 90°		0.011875 m2		Glare area at 76°		0.014491 m2	
Coordinate system		CG		Symmetry Type		Rotosymmetrical	
Date		31-05-2016		Maximum Gamma Angle		180	
Measurement Distance		0.00		Measurement Flux		403.74 lm	
LED Flux=1330lm LED Power=17W Eff=30% EfcLed=78lm/W EfcLum=18lm/W Ra=90 SDCM=4 L70(6K)=50000h							
C.I.E.	66 80 95 100 100			D DIN 5040	A50		
F UTE	1.00 C			B NBN	BZ 1 / 1 / BZ 2 / 2.5 / BZ 3		

Width at 50.00 % of Max Intensity

H[m]	1.00	2.00	3.00	4.00	5.00	H[m]	1.00	2.00	3.00	4.00	5.00
OA	0.09	0.19	0.28	0.38	0.47	OC	0.09	0.19	0.28	0.38	0.47
OB	0.09	0.19	0.28	0.38	0.47	OD	0.09	0.19	0.28	0.38	0.47

	Luminous Intensities [cd/klm]									
	0	5	15	25	35	45	55	65	75	85
OA	6902.99	4053.12	99.90	23.54	16.82	18.36	47.81	51.12	24.07	8.74
OB	6902.99	4053.12	99.90	23.54	16.82	18.36	47.81	51.12	24.07	8.74
OC	6902.99	4053.12	99.90	23.54	16.82	18.36	47.81	51.12	24.07	8.74
OD	6902.99	4053.12	99.90	23.54	16.82	18.36	47.81	51.12	24.07	8.74



H[m]	D[m]	Max lux	Med lux	Alpha=5.4°+5.4°	G=0.0
1.00	0.19	6903	4602		
2.00	0.38	1726	1151		
3.00	0.57	767	511		
4.00	0.76	431	288		
5.00	0.95	276	184		

Luminaire

Code M066981_W+M057500
 Name CATA TW SOSPENSIONE DIMM DALI + OTTICA SPOT _ warm light

Measurement

Code FTS1601971
 Name CATA TW SOSPENSIONE DIMM DALI + OTTICA SPOT _ warm light

Luminaire Flux	403.74 lm	Luminaire Power	23.00 W	Efficacy	17.55 lm/W	Efficiency	100.00%
Lamps Flux	403.74 lm	Maximum value	17097.62 cd/klm	Position	C=0.00 G=0.00	CG	Rotosymmetrical

UGR
 S = 0.250

Reflectancies										
Ceiling/Cavity	0.7	0.7	0.5	0.5	0.3	0.7	0.7	0.5	0.5	0.3
Walls	0.5	0.3	0.5	0.3	0.3	0.5	0.3	0.5	0.3	0.3
WorkingPlane	0.2	0.2	0.2	0.2	0.2	0.2	0.2	0.2	0.2	0.2
RoomDimensions	ViewedCrosswise					ViewedEndwise				
x=2H y=2H	15.4	16.5	15.6	16.7	16.9	15.4	16.5	15.6	16.7	16.9
x=2H y=3H	17.1	18.1	17.4	18.3	18.6	17.1	18.1	17.4	18.3	18.6
x=2H y=4H	17.5	18.4	17.8	18.7	19.0	17.5	18.4	17.8	18.7	19.0
x=2H y=6H	17.9	18.8	18.2	19.0	19.4	17.9	18.8	18.2	19.0	19.4
x=2H y=8H	17.9	18.8	18.3	19.1	19.4	17.9	18.8	18.3	19.1	19.4
x=2H y=12H	18.0	18.8	18.4	19.1	19.5	18.0	18.8	18.4	19.1	19.5
x=4H y=2H	16.5	17.5	16.9	17.8	18.0	16.5	17.5	16.9	17.8	18.0
x=4H y=3H	18.1	18.9	18.4	19.2	19.6	18.1	18.9	18.4	19.2	19.6
x=4H y=4H	18.6	19.3	19.0	19.7	20.1	18.6	19.3	19.0	19.7	20.1
x=4H y=6H	19.1	19.7	19.5	20.1	20.5	19.1	19.7	19.5	20.1	20.5
x=4H y=8H	19.2	19.8	19.6	20.2	20.6	19.2	19.8	19.6	20.2	20.6
x=4H y=12H	19.3	19.8	19.7	20.2	20.6	19.3	19.8	19.7	20.2	20.6
x=8H y=4H	18.9	19.4	19.3	19.8	20.2	18.9	19.4	19.3	19.8	20.2
x=8H y=6H	19.4	19.9	19.9	20.3	20.7	19.4	19.9	19.9	20.3	20.7
x=8H y=8H	19.6	20.0	20.1	20.4	20.9	19.6	20.0	20.1	20.4	20.9
x=8H y=12H	19.7	20.1	20.2	20.5	21.0	19.7	20.1	20.2	20.5	21.0
x=12H y=4H	18.9	19.4	19.3	19.8	20.2	18.9	19.4	19.3	19.8	20.2
x=12H y=6H	19.5	19.8	19.9	20.3	20.8	19.5	19.8	19.9	20.3	20.8
x=12H y=8H	19.7	20.0	20.2	20.5	21.0	19.7	20.0	20.2	20.5	21.0