

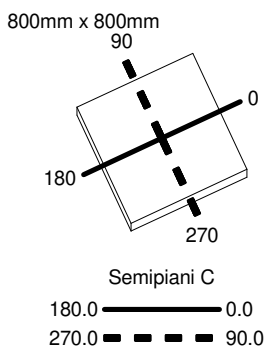
Luminaire

Code M3103N51
Name Eggboard matrix 800x800 diretta + indiretta 4000K verde

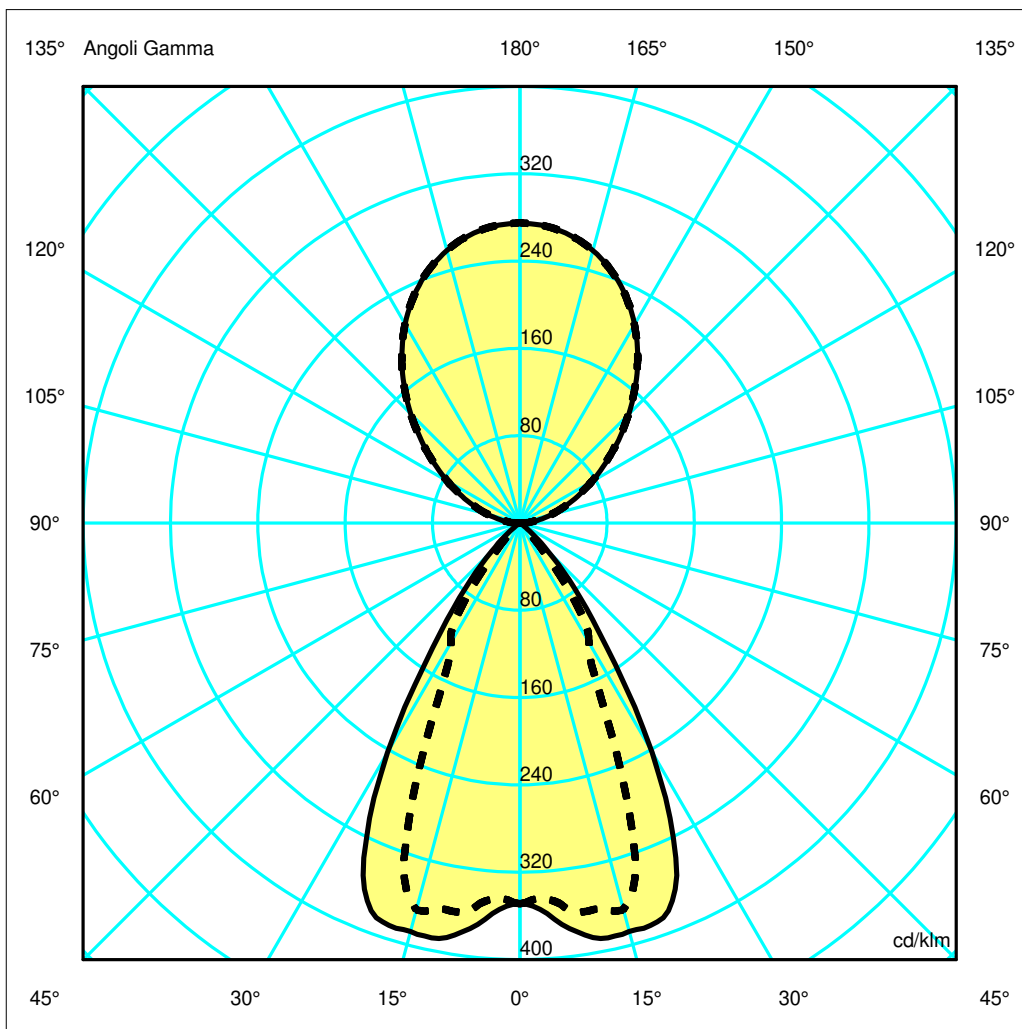
Measurem.

Code FTS1601257
Name Eggboard matrix 800x800 diretta + indiretta 4000K verde

Luminaire Flux	3361.00 lm	Luminaire Power	39.00 W	Efficacy	86.18 lm/W	Efficiency	100.00%
Lamps Flux	3361.00 lm	Maximum value	396.97 cd/klm	Position	C=45.00 G=19.00	CG	Asymmetrical
Rectangular Luminaire		Length	800 mm	Width	800 mm	Height	50 mm
Rectangular Luminous Area		Length	270 mm	Width	270 mm	Height	0 mm
Horizontal Luminous Area			0.072900 m2	Emitting area on Plane 180°			0.000000 m2
Emitting area on Plane 0°			0.000000 m2	Emitting area on Plane 270°			0.000000 m2
Emitting area on Plane 90°			0.000000 m2	Glare area at 76°			0.017636 m2
Coordinate system		CG		Symmetry Type		Asymmetrical	
Date		29-09-2015		Maximum Gamma Angle		180	
Measurement Distance		0.00		Measurement Flux		3361.00 lm	
LED Flux=4519,4lm LED Power=32,3W Eff=74% EfcLed=140lm/W EfcLum=86lm/W CCT=4000K Ra=90 SDCM=3 L70(6K)=60000h							
C.I.E.	94 100 100 38 100			D DIN 5040		D62	
F UTE	0.38 A + 0.62 T			B NBN		BZ 1	



ULOR 61.71 %
DLOR 38.29 %
RN 61.71 %



Luminaire

Code M3103N51
Name Eggboard matrix 800x800 diretta + indiretta 4000K verde

Measurerm.

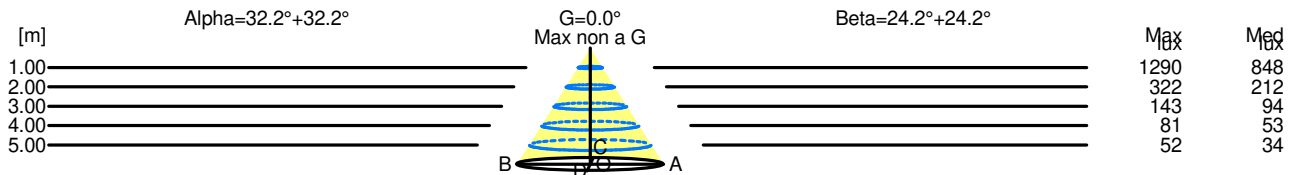
Code FTS1601257
Name Eggboard matrix 800x800 diretta + indiretta 4000K verde

Luminaire Flux	3361.00 lm	Luminaire Power	39.00 W	Efficacy	86.18 lm/W	Efficiency	100.00%
Lamps Flux	3361.00 lm	Maximum value	396.97 cd/klm	Position	C=45.00 G=19.00	CG	Asymmetrical
Rectangular Luminaire		Length	800 mm	Width	800 mm	Height	50 mm
Rectangular Luminous Area		Length	270 mm	Width	270 mm	Height	0 mm
Horizontal Luminous Area		0.072900 m2		Emitting area on Plane 180°		0.000000 m2	
Emitting area on Plane 0°		0.000000 m2		Emitting area on Plane 270°		0.000000 m2	
Emitting area on Plane 90°		0.000000 m2		Glare area at 76°		0.017636 m2	
Coordinate system		CG		Symmetry Type		Asymmetrical	
Date		29-09-2015		Maximum Gamma Angle		180	
Measurement Distance		0.00		Measurement Flux		3361.00 lm	
LED Flux=4519,4lm LED Power=32,3W Eff=74% EfcLed=140lm/W EfcLum=86lm/W CCT=4000K Ra=90 SDCM=3 L70(6K)=60000h							
C.I.E.	94 100 100 38 100			D DIN 5040		D62	
F UTE	0.38 A + 0.62 T			B NBN		BZ 1	

Width at 50.00 % of Max Intensity

H[m]	1.00	2.00	3.00	4.00	5.00	H[m]	1.00	2.00	3.00	4.00	5.00
OA	0.63	1.26	1.89	2.52	3.15	OC	0.45	0.90	1.35	1.79	2.24
OB	0.63	1.26	1.89	2.52	3.15	OD	0.45	0.90	1.35	1.79	2.24

	Luminous Intensities [cd/klm]									
	0	5	15	25	35	45	55	65	75	85
OA	1172.35	1224.46	1301.80	1137.27	468.63	123.49	15.00	1.77	0.61	0.31
OB	1172.35	1224.46	1301.80	1137.27	468.63	123.49	15.00	1.77	0.61	0.31
OC	1172.35	1167.42	1233.05	588.06	308.61	33.93	4.66	1.01	0.58	0.34
OD	1172.35	1167.42	1233.05	588.06	308.61	33.93	4.66	1.01	0.58	0.34



H[m]	D[m]	Max lux	Med lux	Alpha=32.2°+32.2°	G=0.0 Max non a G
1.00	1.26	1290	848		
2.00	2.52	322	212		
3.00	3.78	143	94		
4.00	5.04	81	53		
5.00	6.30	52	34		

H[m]	D[m]	Max lux	Med lux	Beta=24.2°+24.2°	G=0.0 Max non a G
1.00	0.90	1290	848		
2.00	1.79	322	212		
3.00	2.69	143	94		
4.00	3.59	81	53		
5.00	4.49	52	34		