

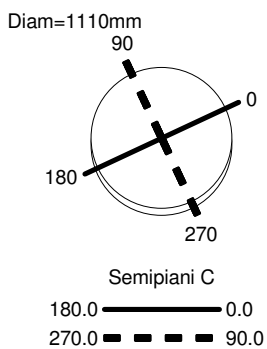
Luminaire

Code 1367W10A
Name MERCURY SOSPENSIONE LED COB 2700K

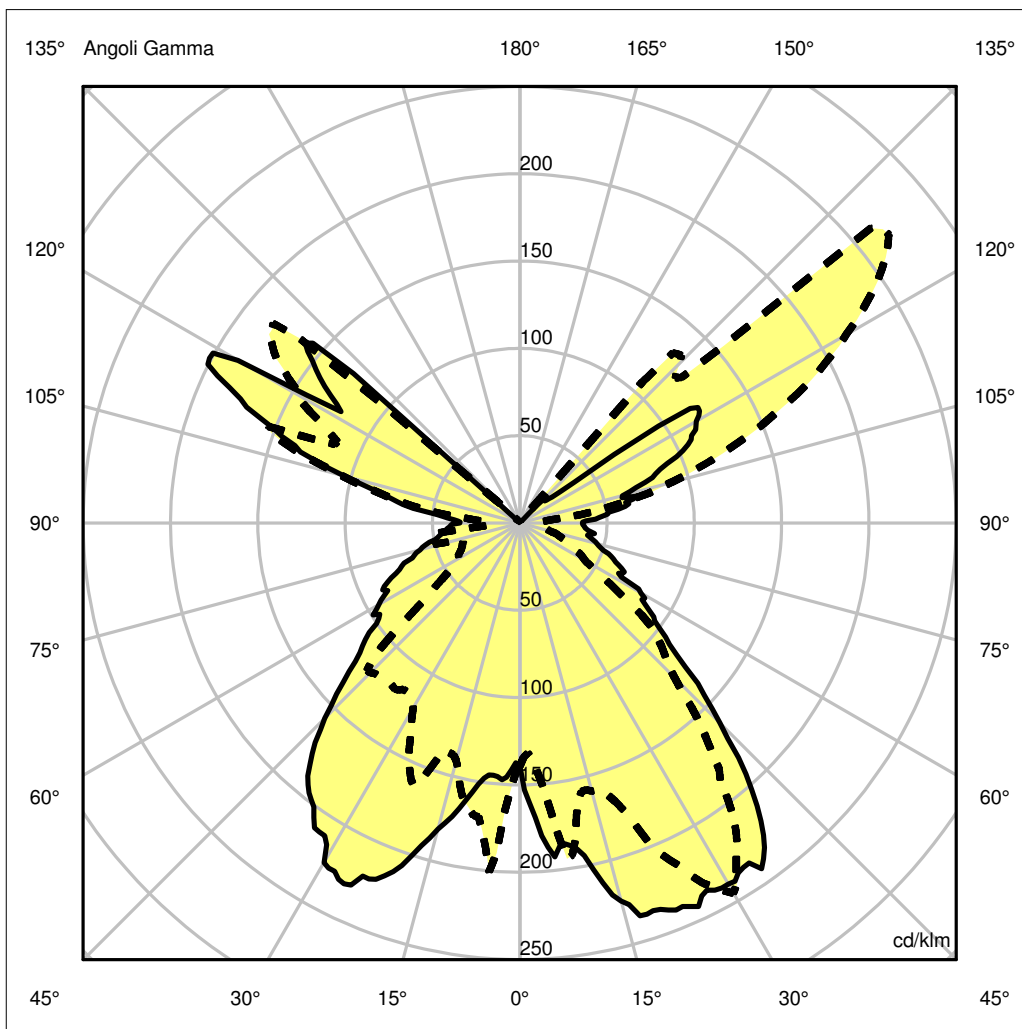
Measurem.

Code FTS1700090
Name MERCURY SOSPENSIONE LED COB 2700K

Luminaire Flux	2893.00 lm	Luminaire Power	58.00 W	Efficacy	49.88 lm/W	Efficiency	100.00%
Lamps Flux	2893.00 lm	Maximum value	313.01 cd/klm	Position	C=85.00 G=130.00	CG	Asymmetrical
Round Luminaire Round Luminous Area	Diam. 1110 mm Diam. 1110 mm	Height	600 mm	Height	600 mm		
Horizontal Luminous Area Emitting area on Plane 0° Emitting area on Plane 90°	0.967689 m2 0.666000 m2 0.666000 m2	Emitting area on Plane 180° Emitting area on Plane 270° Glare area at 76°	0.666000 m2 0.666000 m2 0.880322 m2				
Coordinate system Date Measurement Distance	CG 15-10-2015 0.00	Symmetry Type Maximum Gamma Angle Measurement Flux	Asymmetrical 180 2893.00 lm				
LED Flux=5365,36lm LED Power=48,5W Eff=54% EfcLed=111lm/W EfcLum=50lm/W Ra=90 SDCM=2 L70(6K)=50000h							
C.I.E. F UTE	50 79 92 58 100 0.58 E + 0.42 T	D DIN 5040 B NBN	C31 BZ 4 / 1.5 / BZ 5				



ULOR 42.20 %
DLOR 57.80 %
RN 42.20 %



Luminaire

Code 1367W10A
Name MERCURY SOSPENSIONE LED COB 2700K

Measurment.

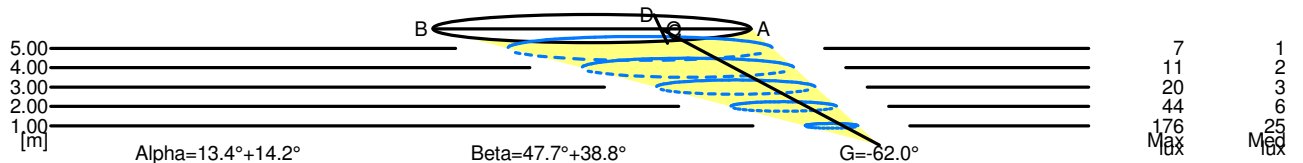
Code FTS1700090
Name MERCURY SOSPENSIONE LED COB 2700K

Luminaire Flux	2893.00 lm	Luminaire Power	58.00 W	Efficacy	49.88 lm/W	Efficiency	100.00%
Lamps Flux	2893.00 lm	Maximum value	313.01 cd/klm	Position	C=85.00 G=130.00	CG	Asymmetrical
Round Luminaire		Diam.	1110 mm	Height	600 mm		
Round Luminous Area		Diam.	1110 mm	Height	600 mm		
Horizontal Luminous Area	0.967689 m2			Emitting area on Plane 180°		0.666000 m2	
Emitting area on Plane 0°	0.666000 m2			Emitting area on Plane 270°		0.666000 m2	
Emitting area on Plane 90°	0.666000 m2			Glare area at 76°		0.880322 m2	
Coordinate system	CG			Symmetry Type		Asymmetrical	
Date	15-10-2015			Maximum Gamma Angle		180	
Measurement Distance	0.00			Measurement Flux		2893.00 lm	
LED Flux=5365,36lm LED Power=48,5W Eff=54% EfcLed=111lm/W EfcLum=50lm/W Ra=90 SDCM=2 L70(6K)=50000h							
C.I.E.	50 79 92 58 100			D DIN 5040	C31		
F UTE	0.58 E + 0.42 T			B NBN	BZ 4 / 1.5 / BZ 5		

Width at 50.00 % of Max Intensity

H[m]	1.00	2.00	3.00	4.00	5.00	H[m]	1.00	2.00	3.00	4.00	5.00
OA	0.78	1.56	2.34	3.12	3.90	OC	2.34	4.68	7.01	9.35	11.69
OB	1.96	3.92	5.87	7.83	9.79	OD	1.71	3.42	5.13	6.84	8.55

	Luminous Intensities [cd/klm]									
	0	5	15	25	35	45	55	65	75	85
OA	3.06	3.19	3.08	3.03	5.24	62.54	280.30	307.40	175.92	139.51
OB	3.06	3.13	3.05	3.15	3.69	8.59	394.92	530.78	301.04	128.63
OC	3.06	3.24	3.16	4.26	11.72	374.78	732.61	507.98	260.52	44.82
OD	3.06	3.30	3.19	3.26	5.46	38.42	497.35	344.04	308.12	90.77



5.00	13.69	7	1	
4.00	10.95	11	2	
3.00	8.21	20	3	
2.00	5.48	44	6	
1.00	2.74	176	25	
H[m]	D[m]	Max lux	Med lux	Alpha=13.4°+14.2° G=-62.0

5.00	20.24	7	1	
4.00	16.19	11	2	
3.00	12.14	20	3	
2.00	8.10	44	6	
1.00	4.05	176	25	
H[m]	D[m]	Max lux	Med lux	Beta=38.8°+47.7° G=0.0