

Luminaire

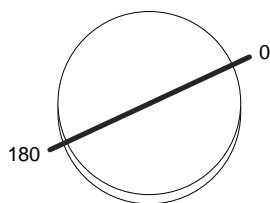
Code M244620
Name TAGORA 80 SOFFITTO LED flood 3000K BEIGE/BIANCO

Measurerm.

Code FTS1502450
Name TAGORA 80 SOFFITTO LED flood 3000K BEIGE/BIANCO

Luminaire Flux	655.00 lm	Luminaire Power	14.00 W	Efficacy	46.79 lm/W	Efficiency	100.00%
Lamps Flux	655.00 lm	Maximum value	4942.90 cd/klm	Position	C=0.00 G=0.00	CG	Rotosymmetrical
Round Luminaire		Diam.	80 mm	Height	330 mm		
Round Luminous Area		Diam.	70 mm	Height	0 mm		
Horizontal Luminous Area				Emitting area on Plane 180°		0.000000 m2	
Emitting area on Plane 0°				Emitting area on Plane 270°		0.000000 m2	
Emitting area on Plane 90°				Glare area at 76°		0.000931 m2	
Coordinate system		CG		Symmetry Type		Rotosymmetrical	
Date		22-05-2015		Maximum Gamma Angle		180	
Measurement Distance		0.00		Measurement Flux		655.00 lm	
3000K - I _{max} =4940 cd/klm - LED Flux=940 lm - LED Power=10.2 W - Eff=69.8 % - EfcLED=92.2 lm/W - EfcLum=64.3 lm/W Ra=80 min - SDCM=3 - Life=L70(6K)>50000 ore							
C.I.E.	97 99 100 100 100			D DIN 5040	A60		
F UTE	--			B NBN	BZ 1		

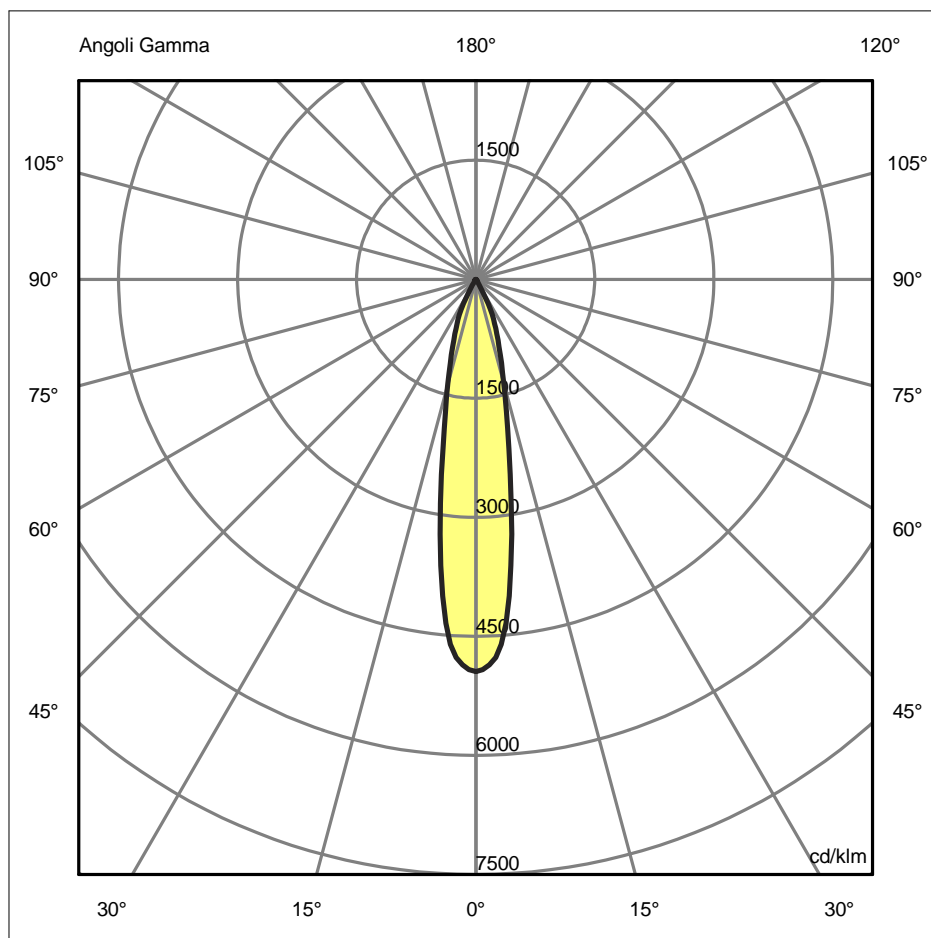
Diam=80mm



Semipiani C

180.0 ——— 0.0

ULOR 0.00 %
DLOR 100.00 %
RN 0.00 %



Luminaire

Code M244620
Name TAGORA 80 SOFFITTO LED flood 3000K BEIGE/BIANCO

Measurement

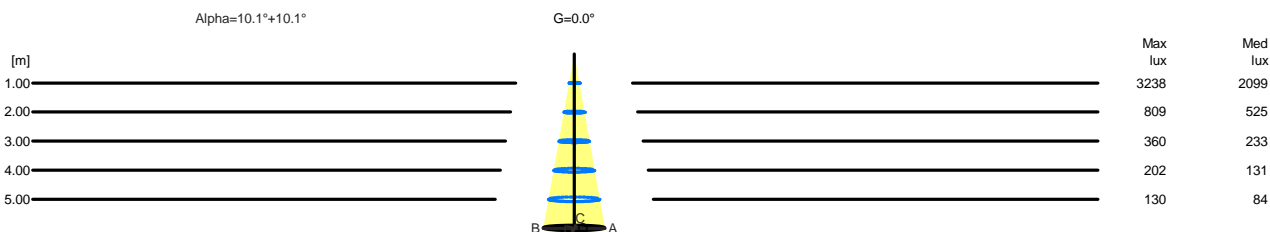
Code FTS1502450
Name TAGORA 80 SOFFITTO LED flood 3000K BEIGE/BIANCO

Luminaire Flux	655.00 lm	Luminaire Power	14.00 W	Efficacy	46.79 lm/W	Efficiency	100.00%
Lamps Flux	655.00 lm	Maximum value	4942.90 cd/klm	Position	C=0.00 G=0.00	CG	Rotosymmetrical
Round Luminaire		Diam.	80 mm	Height	330 mm		
Round Luminous Area		Diam.	70 mm	Height	0 mm		
Horizontal Luminous Area		0.003848 m2		Emitting area on Plane 180°		0.000000 m2	
Emitting area on Plane 0°		0.000000 m2		Emitting area on Plane 270°		0.000000 m2	
Emitting area on Plane 90°		0.000000 m2		Glare area at 76°		0.000931 m2	
Coordinate system		CG		Symmetry Type		Rotosymmetrical	
Date		22-05-2015		Maximum Gamma Angle		180	
Measurement Distance		0.00		Measurement Flux		655.00 lm	
3000K - I _{max} =4940 cd/klm - LED Flux=940 lm - LED Power=10.2 W - Eff=69.8 % - EfcLED=92.2 lm/W - EfcLum=64.3 lm/W Ra=80 min - SDCM=3 - Life=L70(6K)>50000 ore							
C.I.E.	97 99 100 100 100			D DIN 5040	A60		
F UTE	--			B NBN	BZ 1		

Width at 50.00 % of Max Intensity

H[m]	1.00	2.00	3.00	4.00	5.00	H[m]	1.00	2.00	3.00	4.00	5.00
OA	0.18	0.36	0.53	0.71	0.89	OC	0.18	0.36	0.53	0.71	0.89
OB	0.18	0.36	0.53	0.71	0.89	OD	0.18	0.36	0.53	0.71	0.89

	Luminous Intensities [cd/klm]									
	0	5	15	25	35	45	55	65	75	85
OA	3237.60	2849.51	893.06	320.64	18.49	10.04	6.91	2.51	1.19	0.42
OB	3237.60	2849.51	893.06	320.64	18.49	10.04	6.91	2.51	1.19	0.42
OC	3237.60	2849.51	893.06	320.64	18.49	10.04	6.91	2.51	1.19	0.42
OD	3237.60	2849.51	893.06	320.64	18.49	10.04	6.91	2.51	1.19	0.42



H[m]	D[m]	Max lux	Med lux	Alpha=10.1°+10.1°	G=0.0
1.00	0.36	3238	2099		
2.00	0.71	809	525		
3.00	1.07	360	233		
4.00	1.42	202	131		
5.00	1.78	130	84		