

Luminaire

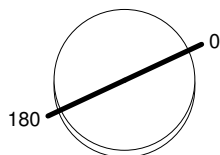
Code AP00101
Name VECTOR 40 MAGNET 930 SP ND BCO

Measurem.

Code FTS1800431
Name VECTOR 40 MAGNET 930 SP ND BCO

Luminaire Flux	540.88 lm	Luminaire Power	10.00 W	Efficacy	54.09 lm/W	Efficiency	100.00%
Lamps Flux	540.88 lm	Maximum value	12591.81 cd/klm	Position	C=0.00 G=0.00	CG	Rotosymmetrical
Round Luminaire Round Luminous Area		Diam. Diam.	40 mm 35 mm	Height Height	102 mm 0 mm		
Horizontal Luminous Area Emitting area on Plane 0° Emitting area on Plane 90°		0.000962 m2 0.000000 m2 0.000000 m2		Emitting area on Plane 180° Emitting area on Plane 270° Glare area at 76°		0.000000 m2 0.000000 m2 0.000233 m2	
Coordinate system Date Measurement Distance		CG 05-02-2018 0.00		Symmetry Type Maximum Gamma Angle Measurement Flux		Rotosymmetrical 180 540.88 lm	
LED Flux=667,5lm LED Power=8W Eff=81% EfcLed=83lm/W EfcLum=54lm/W CCT=3000K Ra=90 SDCM=3 L70(6K)=50000h							
C.I.E. F UTE	99 100 100 100 100 --			D DIN 5040 B NBN	A60 BZ 1		

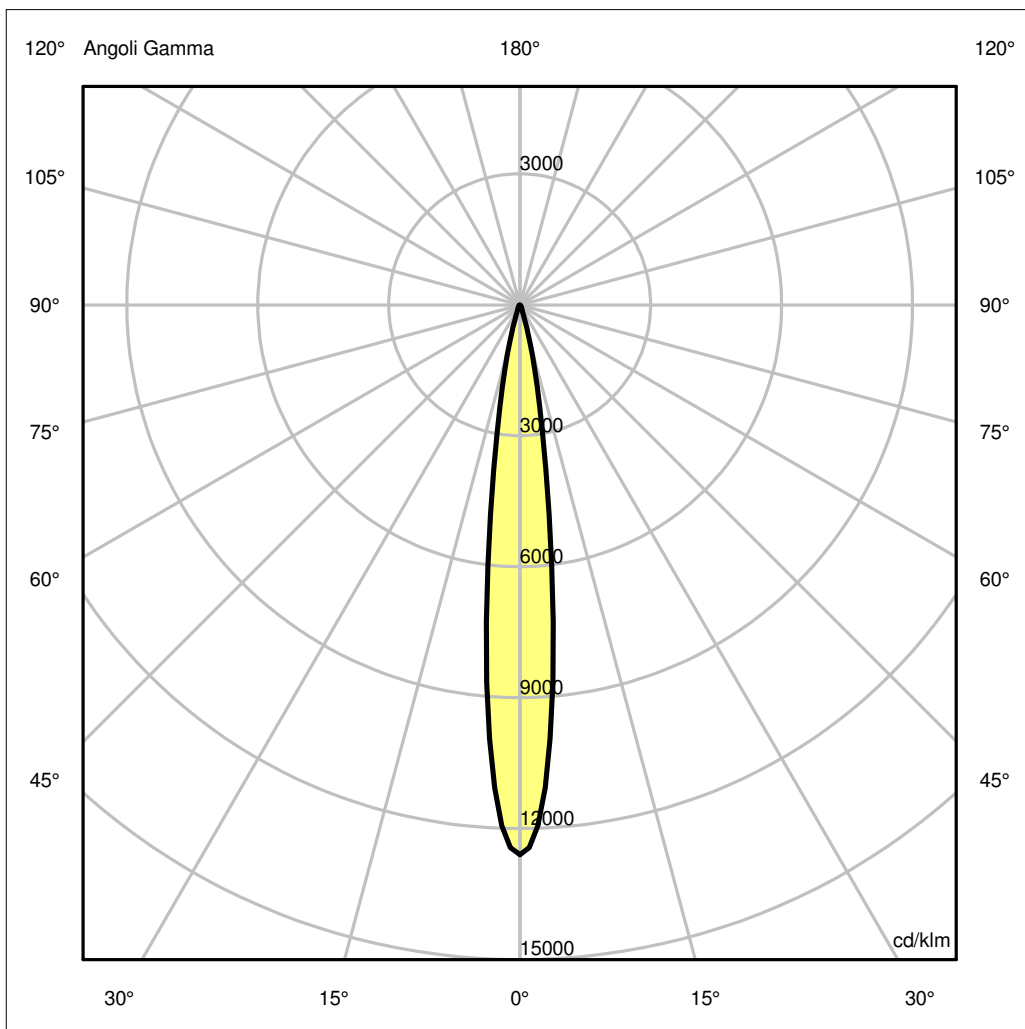
Diam=40mm



Semipiani C

180.0 ——— 0.0

ULOR 0.00 %
DLOR100.00 %
RN 0.00 %



Luminaire

Code AP00101
Name VECTOR 40 MAGNET 930 SP ND BCO

Measurement

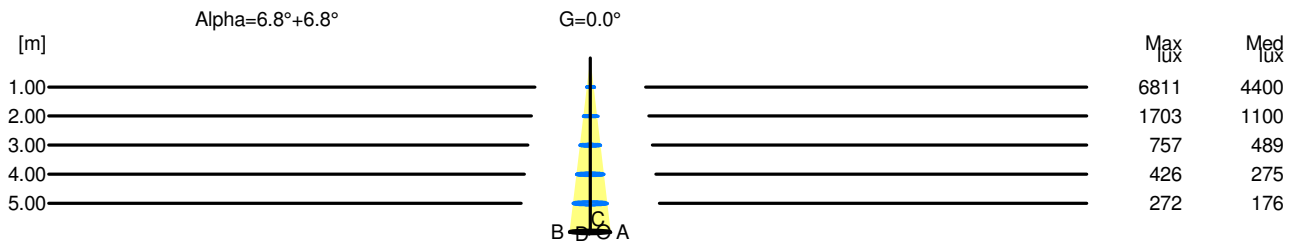
Code FTS1800431
Name VECTOR 40 MAGNET 930 SP ND BCO

Luminaire Flux	540.88 lm	Luminaire Power	10.00 W	Efficacy	54.09 lm/W	Efficiency	100.00%
Lamps Flux	540.88 lm	Maximum value	12591.81 cd/klm	Position	C=0.00 G=0.00	CG	Rotosymmetrical
Round Luminaire		Diam.	40 mm	Height	102 mm		
Round Luminous Area		Diam.	35 mm	Height	0 mm		
Horizontal Luminous Area	0.000962 m2			Emitting area on Plane 180°	0.000000 m2		
Emitting area on Plane 0°	0.000000 m2			Emitting area on Plane 270°	0.000000 m2		
Emitting area on Plane 90°	0.000000 m2			Glare area at 76°	0.000233 m2		
Coordinate system	CG			Symmetry Type	Rotosymmetrical		
Date	05-02-2018			Maximum Gamma Angle	180		
Measurement Distance	0.00			Measurement Flux	540.88 lm		
LED Flux=667,5lm LED Power=8W Eff=81% EfcLed=83lm/W EfcLum=54lm/W CCT=3000K Ra=90 SDCM=3 L70(6K)=50000h							
C.I.E.	99 100 100 100 100			D DIN 5040	A60		
F UTE	--			B NBN	BZ 1		

Width at 50.00 % of Max Intensity

H[m]	1.00	2.00	3.00	4.00	5.00	H[m]	1.00	2.00	3.00	4.00	5.00
OA	0.12	0.24	0.36	0.48	0.59	OC	0.12	0.24	0.36	0.48	0.59
OB	0.12	0.24	0.36	0.48	0.59	OD	0.12	0.24	0.36	0.48	0.59

	Luminous Intensities [cd/klm]									
	0	5	15	25	35	45	55	65	75	85
OA	6810.66	4696.05	500.04	60.21	16.48	4.56	1.49	0.23	0.00	0.00
OB	6810.66	4696.05	500.04	60.21	16.48	4.56	1.49	0.23	0.00	0.00
OC	6810.66	4696.05	500.04	60.21	16.48	4.56	1.49	0.23	0.00	0.00
OD	6810.66	4696.05	500.04	60.21	16.48	4.56	1.49	0.23	0.00	0.00



H[m]	D[m]	Max lux	Med lux	Alpha=6.8°+6.8°	G=0.0
1.00	0.24	6811	4400		
2.00	0.48	1703	1100		
3.00	0.71	757	489		
4.00	0.95	426	275		
5.00	1.19	272	176		