

Luminaire

Code AN00220
Name VECTOR 40 TRACK 930 FL ND BR.BRONZE

Measurem.

Code FTS1801715
Name VECTOR 40 TRACK 930 FL ND BR.BRONZE

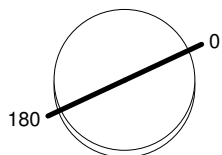
Luminaire Flux	584.27 lm	Luminaire Power	10.00 W	Efficacy	58.43 lm/W	Efficiency	100.00%
Lamps Flux	584.27 lm	Maximum value	5684.10 cd/klm	Position	C=0.00 G=0.00	CG	Rotosymmetrical
Round Luminaire Round Luminous Area		Diam. Diam.	40 mm 33 mm	Height Height	105 mm 0 mm		
Horizontal Luminous Area Emitting area on Plane 0° Emitting area on Plane 90°		0.000855 m2 0.000000 m2 0.000000 m2		Emitting area on Plane 180° Emitting area on Plane 270° Glare area at 76°		0.000000 m2 0.000000 m2 0.000207 m2	
Coordinate system Date Measurement Distance		CG 24-10-2017 0.00		Symmetry Type Maximum Gamma Angle Measurement Flux		Rotosymmetrical 180 584.27 lm	

LED Flux=846,4lm LED Power=8W Eff=69% EfcLed=106lm/W EfcLum=58lm/W CCT=3000K Ra=90 SDCM=2 L70(6K)=50000h

C.I.E. 99 100 100 100 100
F UTE --

D DIN 5040
B NBN
A60
BZ 1

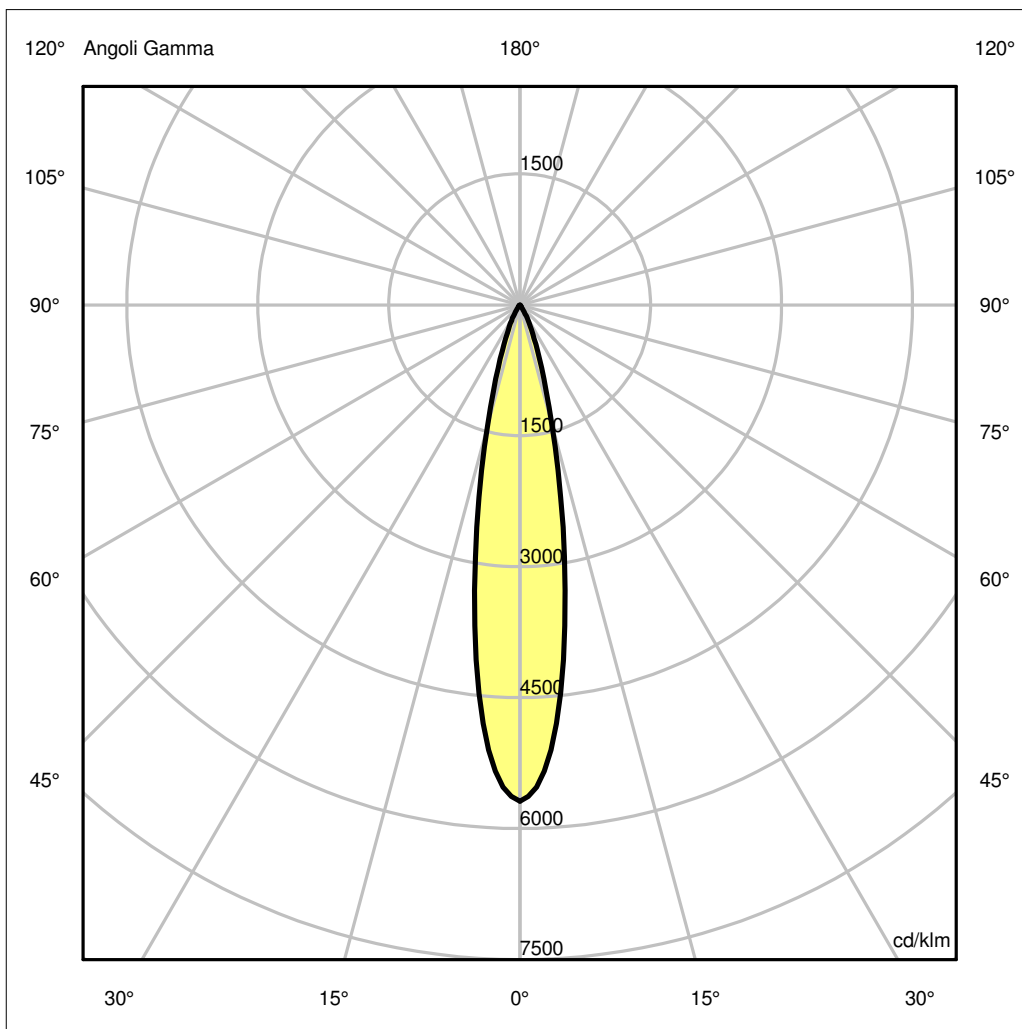
Diam=40mm



Semipiani C

180.0 ——— 0.0

ULOR 0.00 %
DLOR100.00 %
RN 0.00 %



Luminaire

Code AN00220
Name VECTOR 40 TRACK 930 FL ND BR.BRONZE

Measur.

Code FTS1801715
Name VECTOR 40 TRACK 930 FL ND BR.BRONZE

Luminaire Flux	584.27 lm	Luminaire Power	10.00 W	Efficacy	58.43 lm/W	Efficiency	100.00%
Lamps Flux	584.27 lm	Maximum value	5684.10 cd/klm	Position	C=0.00 G=0.00	CG	Rotosymmetrical
Round Luminaire		Diam.	40 mm	Height	105 mm		
Round Luminous Area		Diam.	33 mm	Height	0 mm		
Horizontal Luminous Area	0.000855 m2			Emitting area on Plane 180°		0.000000 m2	
Emitting area on Plane 0°	0.000000 m2			Emitting area on Plane 270°		0.000000 m2	
Emitting area on Plane 90°	0.000000 m2			Glare area at 76°		0.000207 m2	
Coordinate system	CG			Symmetry Type		Rotosymmetrical	
Date	24-10-2017			Maximum Gamma Angle		180	
Measurement Distance	0.00			Measurement Flux		584.27 lm	

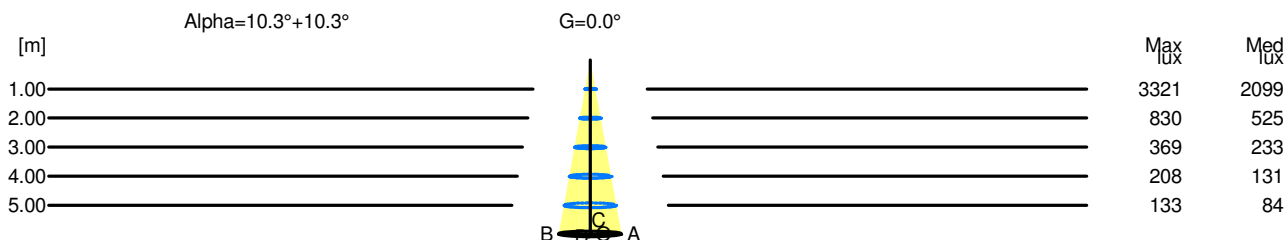
LED Flux=846,4lm LED Power=8W Eff=69% EfcLed=106lm/W EfcLum=58lm/W CCT=3000K Ra=90 SDCM=2 L70(6K)=50000h

C.I.E.	99	100	100	100	100	D DIN 5040	A60
F UTE	--					B NBN	BZ 1

Width at 50.00 % of Max Intensity

H[m]	1.00	2.00	3.00	4.00	5.00	H[m]	1.00	2.00	3.00	4.00	5.00
OA	0.18	0.36	0.54	0.72	0.91	OC	0.18	0.36	0.54	0.72	0.91
OB	0.18	0.36	0.54	0.72	0.91	OD	0.18	0.36	0.54	0.72	0.91

	Luminous Intensities [cd/klm]									
	0	5	15	25	35	45	55	65	75	85
OA	3321.05	2812.05	834.65	182.14	25.02	4.46	1.81	0.52	0.00	0.00
OB	3321.05	2812.05	834.65	182.14	25.02	4.46	1.81	0.52	0.00	0.00
OC	3321.05	2812.05	834.65	182.14	25.02	4.46	1.81	0.52	0.00	0.00
OD	3321.05	2812.05	834.65	182.14	25.02	4.46	1.81	0.52	0.00	0.00



H[m]	D[m]	Max lux	Med lux	Alpha=10.3°+10.3°	G=0.0
1.00	0.36	3321	2099		
2.00	0.72	830	525		
3.00	1.09	369	233		
4.00	1.45	208	131		
5.00	1.81	133	84		