

## Luminaire

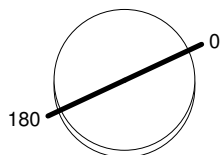
Code AP10115  
Name VECTOR 55 MAGNET 930 SP DALI BR.SILVER

## Measurem.

Code FTS1801504  
Name VECTOR 55 MAGNET 930 SP DALI BR.SILVER

Luminaire Flux	1492.29 lm	Luminaire Power	26.00 W	Efficacy	57.40 lm/W	Efficiency	100.00%
Lamps Flux	1492.29 lm	Maximum value	8189.62 cd/klm	Position	C=0.00 G=0.00	CG	Rotosymmetrical
Round Luminaire Round Luminous Area	Diam. 55 mm Diam. 45 mm	Height	135 mm	Height	0 mm		
Horizontal Luminous Area	0.001590 m2	Emitting area on Plane 180°	0.000000 m2	Emitting area on Plane 270°	0.000000 m2		
Emitting area on Plane 0°	0.000000 m2	Glare area at 76°	0.000385 m2				
Emitting area on Plane 90°	0.000000 m2						
Coordinate system	CG	Symmetry Type	Rotosymmetrical				
Date	05-12-2017	Maximum Gamma Angle	180				
Measurement Distance	0.00	Measurement Flux	1492.29 lm				
LED Flux=2346lm LED Power=21W Eff=64% EfcLed=112lm/W EfcLum=57lm/W CCT=3000K Ra=90 SDCM=3 L70(6K)=50000h							
C.I.E.	99 100 100 100 100	D DIN 5040	A60				
F UTE	--	B NBN	BZ 1				

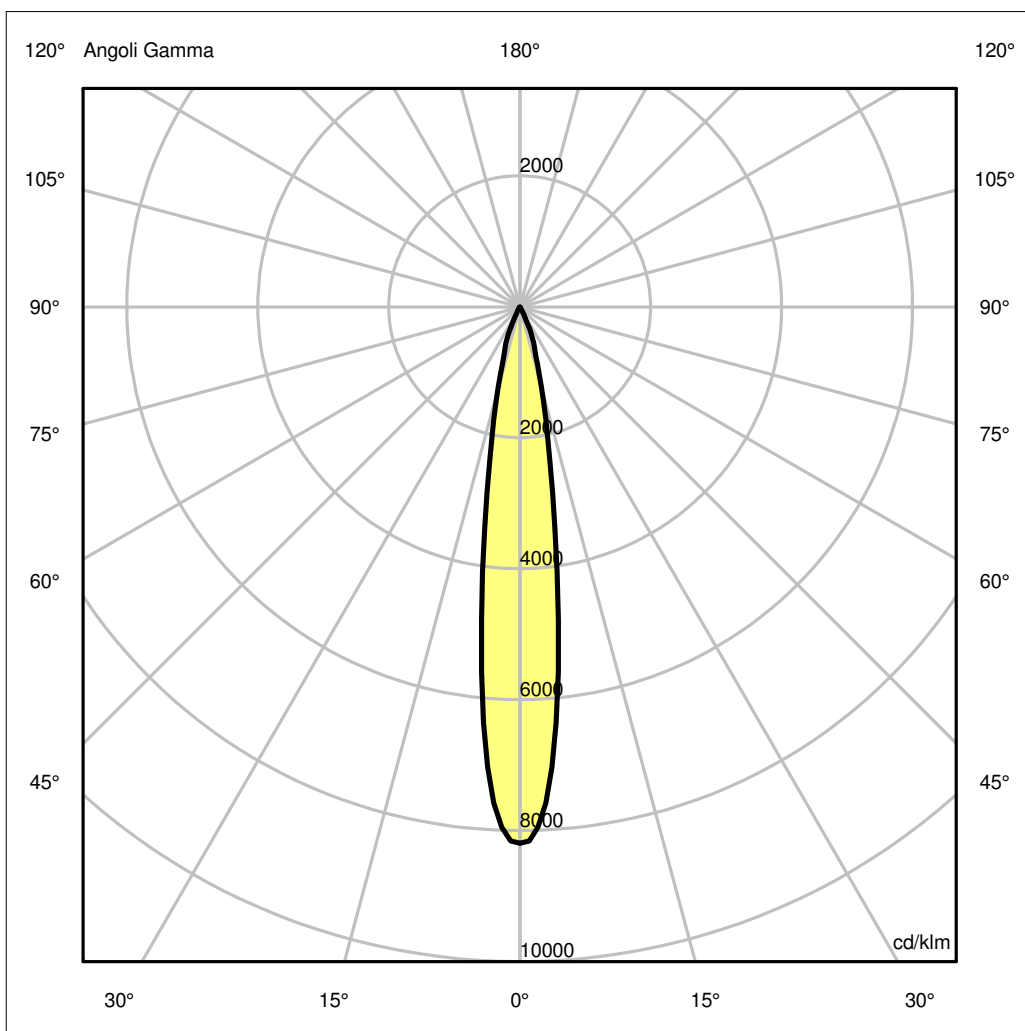
Diam=55mm



Semipiani C

180.0 ——— 0.0

ULOR 0.00 %  
DLOR 100.00 %  
RN 0.00 %



## Luminaire

Code AP10115  
Name VECTOR 55 MAGNET 930 SP DALI BR.SILVER

## Measurerm.

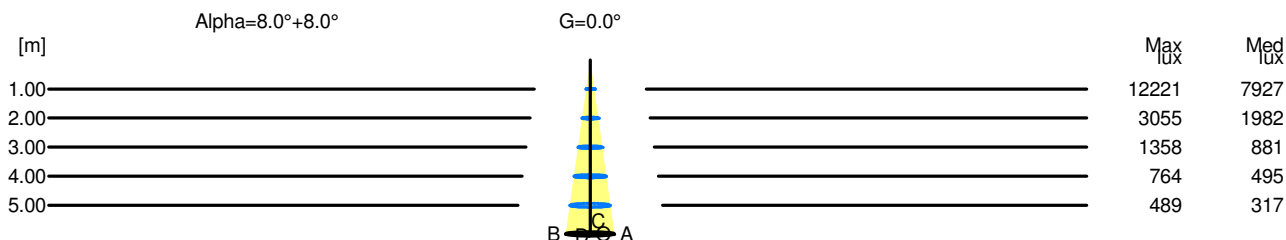
Code FTS1801504  
Name VECTOR 55 MAGNET 930 SP DALI BR.SILVER

Luminaire Flux	1492.29 lm	Luminaire Power	26.00 W	Efficacy	57.40 lm/W	Efficiency	100.00%
Lamps Flux	1492.29 lm	Maximum value	8189.62 cd/klm	Position	C=0.00 G=0.00	CG	Rotosymmetrical
Round Luminaire		Diam.	55 mm	Height	135 mm		
Round Luminous Area		Diam.	45 mm	Height	0 mm		
Horizontal Luminous Area		0.001590 m2		Emitting area on Plane 180°		0.000000 m2	
Emitting area on Plane 0°		0.000000 m2		Emitting area on Plane 270°		0.000000 m2	
Emitting area on Plane 90°		0.000000 m2		Glare area at 76°		0.000385 m2	
Coordinate system		CG		Symmetry Type		Rotosymmetrical	
Date		05-12-2017		Maximum Gamma Angle		180	
Measurement Distance		0.00		Measurement Flux		1492.29 lm	
LED Flux=2346lm LED Power=21W Eff=64% EfcLed=112lm/W EfcLum=57lm/W CCT=3000K Ra=90 SDCM=3 L70(6K)=50000h							
C.I.E.	99	100	100	100	100	D DIN 5040	A60
F UTE	--					B NBN	BZ 1

### Width at 50.00 % of Max Intensity

H[m]	1.00	2.00	3.00	4.00	5.00	H[m]	1.00	2.00	3.00	4.00	5.00
OA	0.14	0.28	0.42	0.56	0.70	OC	0.14	0.28	0.42	0.56	0.70
OB	0.14	0.28	0.42	0.56	0.70	OD	0.14	0.28	0.42	0.56	0.70

	Luminous Intensities [ cd/klm]									
	0	5	15	25	35	45	55	65	75	85
OA	12221.29	9505.74	1893.28	412.05	14.22	6.52	3.99	2.89	1.75	0.64
OB	12221.29	9505.74	1893.28	412.05	14.22	6.52	3.99	2.89	1.75	0.64
OC	12221.29	9505.74	1893.28	412.05	14.22	6.52	3.99	2.89	1.75	0.64
OD	12221.29	9505.74	1893.28	412.05	14.22	6.52	3.99	2.89	1.75	0.64



H[m]	D[m]	Max lux	Med lux	Alpha=8.0°+8.0°	G=0.0
1.00	0.28	12221	7927		
2.00	0.56	3055	1982		
3.00	0.84	1358	881		
4.00	1.12	764	495		
5.00	1.40	489	317		