

Luminaire

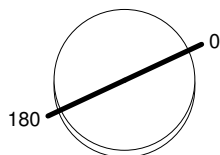
Code AP10315
Name VECTOR 55 MAGNET 930 WF DALI BR.SILVER

Measurem.

Code FTS1801510
Name VECTOR 55 MAGNET 930 WF DALI BR.SILVER

Luminaire Flux	1596.69 lm	Luminaire Power	26.00 W	Efficacy	61.41 lm/W	Efficiency	100.00%
Lamps Flux	1596.69 lm	Maximum value	3174.36 cd/klm	Position	C=0.00 G=0.00	CG	Rotosymmetrical
Round Luminaire Round Luminous Area	Diam. 55 mm Diam. 45 mm	Height	135 mm	Height	0 mm		
Horizontal Luminous Area Emitting area on Plane 0° Emitting area on Plane 90°	0.001590 m2 0.000000 m2 0.000000 m2	Emitting area on Plane 180° Emitting area on Plane 270° Glare area at 76°	0.000000 m2 0.000000 m2 0.000385 m2				
Coordinate system	CG	Symmetry Type	Rotosymmetrical				
Date	06-12-2017	Maximum Gamma Angle	180				
Measurement Distance	0.00	Measurement Flux	1596.69 lm				
LED Flux=2346lm LED Power=21W Eff=68% EfcLed=112lm/W EfcLum=61lm/W CCT=3000K Ra=90 SDCM=3 L70(6K)=50000h							
C.I.E.	99 100 100 100 100	D DIN 5040	A60				
F UTE	--	B NBN	BZ 1				

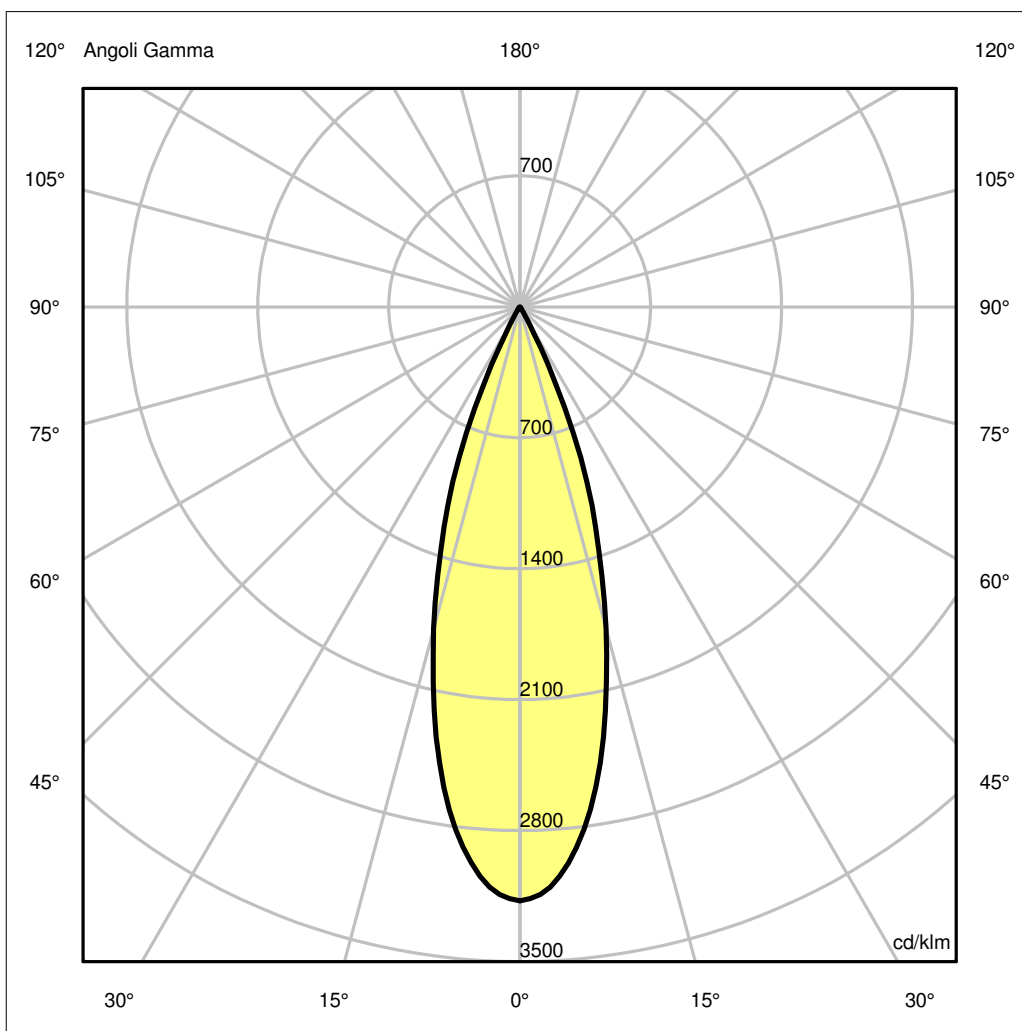
Diam=55mm



Semipiani C

180.0 ——— 0.0

ULOR 0.00 %
DLOR100.00 %
RN 0.00 %



Luminaire

Code AP10315
Name VECTOR 55 MAGNET 930 WF DALI BR.SILVER

Measurement

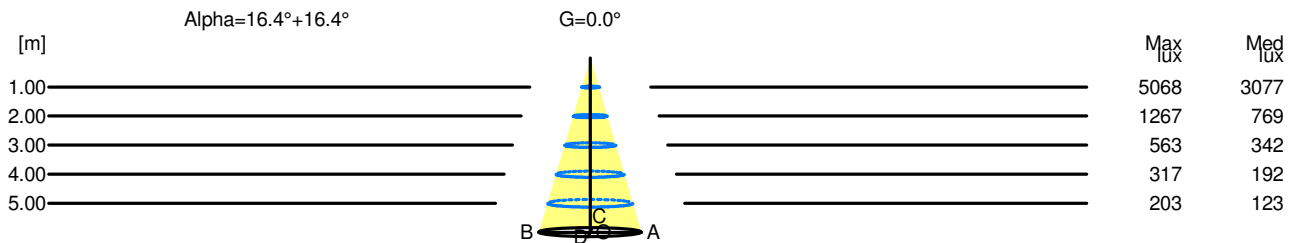
Code FTS1801510
Name VECTOR 55 MAGNET 930 WF DALI BR.SILVER

Luminaire Flux	1596.69 lm	Luminaire Power	26.00 W	Efficacy	61.41 lm/W	Efficiency	100.00%
Lamps Flux	1596.69 lm	Maximum value	3174.36 cd/klm	Position	C=0.00 G=0.00	CG	Rotosymmetrical
Round Luminaire		Diam.	55 mm	Height	135 mm		
Round Luminous Area		Diam.	45 mm	Height	0 mm		
Horizontal Luminous Area		0.001590 m2		Emitting area on Plane 180°		0.000000 m2	
Emitting area on Plane 0°		0.000000 m2		Emitting area on Plane 270°		0.000000 m2	
Emitting area on Plane 90°		0.000000 m2		Glare area at 76°		0.000385 m2	
Coordinate system		CG		Symmetry Type		Rotosymmetrical	
Date		06-12-2017		Maximum Gamma Angle		180	
Measurement Distance		0.00		Measurement Flux		1596.69 lm	
LED Flux=2346lm LED Power=21W Eff=68% EfcLed=112lm/W EfcLum=61lm/W CCT=3000K Ra=90 SDCM=3 L70(6K)=50000h							
C.I.E.	99	100	100	100		D DIN 5040	A60
F UTE	--					B NBN	BZ 1

Width at 50.00 % of Max Intensity

H[m]	1.00	2.00	3.00	4.00	5.00	H[m]	1.00	2.00	3.00	4.00	5.00
OA	0.29	0.59	0.88	1.18	1.47	OC	0.29	0.59	0.88	1.18	1.47
OB	0.29	0.59	0.88	1.18	1.47	OD	0.29	0.59	0.88	1.18	1.47

	Luminous Intensities [cd/klm]									
	0	5	15	25	35	45	55	65	75	85
OA	5068.47	4762.88	2843.09	735.81	29.61	5.28	2.51	1.83	1.33	0.53
OB	5068.47	4762.88	2843.09	735.81	29.61	5.28	2.51	1.83	1.33	0.53
OC	5068.47	4762.88	2843.09	735.81	29.61	5.28	2.51	1.83	1.33	0.53
OD	5068.47	4762.88	2843.09	735.81	29.61	5.28	2.51	1.83	1.33	0.53



H[m]	D[m]	Max lux	Med lux	Alpha=16.4°+16.4°	G=0.0
1.00	0.59	5068	3077		
2.00	1.18	1267	769		
3.00	1.77	563	342		
4.00	2.35	317	192		
5.00	2.94	203	123		