

## Luminaire

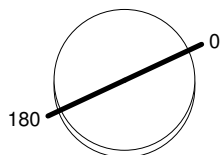
Code AN01215  
Name VECTOR 40 TRACK 927 FL ND BR.SILVER

## Measur.

Code FTS1801768  
Name VECTOR 40 TRACK 927 FL ND BR.SILVER

Luminaire Flux	542.51 lm	Luminaire Power	10.00 W	Efficacy	54.25 lm/W	Efficiency	100.00%
Lamps Flux	542.51 lm	Maximum value	5684.10 cd/klm	Position	C=0.00 G=0.00	CG	Rotosymmetrical
Round Luminaire Round Luminous Area		Diam. Diam.	40 mm 33 mm	Height Height	105 mm 0 mm		
Horizontal Luminous Area Emitting area on Plane 0° Emitting area on Plane 90°		0.000855 m2 0.000000 m2 0.000000 m2		Emitting area on Plane 180° Emitting area on Plane 270° Glare area at 76°		0.000000 m2 0.000000 m2 0.000207 m2	
Coordinate system Date Measurement Distance		CG 24-10-2017 0.00		Symmetry Type Maximum Gamma Angle Measurement Flux		Rotosymmetrical 180 542.51 lm	
LED Flux=785,9lm LED Power=8W Eff=69% EfcLed=98lm/W EfcLum=54lm/W CCT=2700K Ra=90 SDCM=2 L70(6K)=50000h							
C.I.E. F UTE	99 --	100 --	100 --	100 --	D DIN 5040 B NBN	A60 BZ 1	

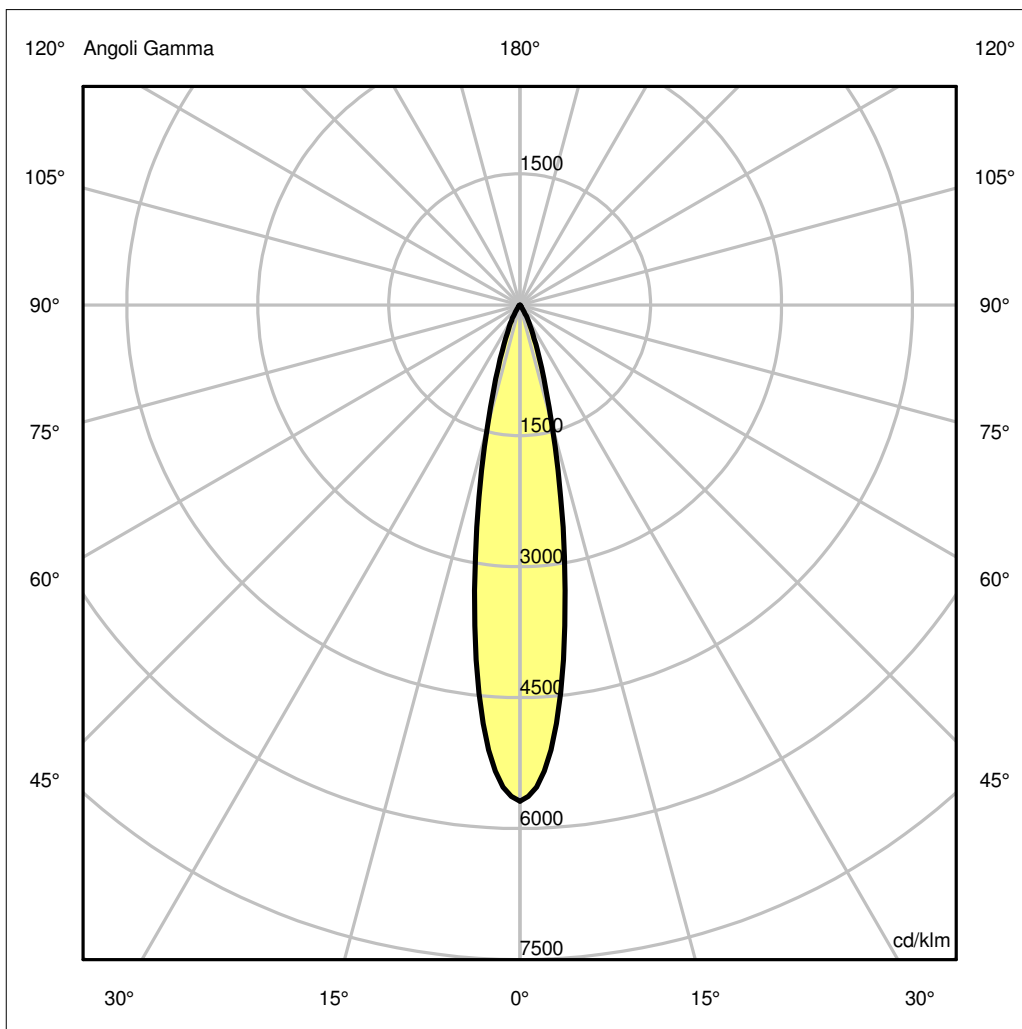
Diam=40mm



Semipiani C

180.0 ——— 0.0

ULOR 0.00 %  
DLOR100.00 %  
RN 0.00 %



**Luminaire**

Code AN01215  
Name VECTOR 40 TRACK 927 FL ND BR.SILVER

**Measurerm.**

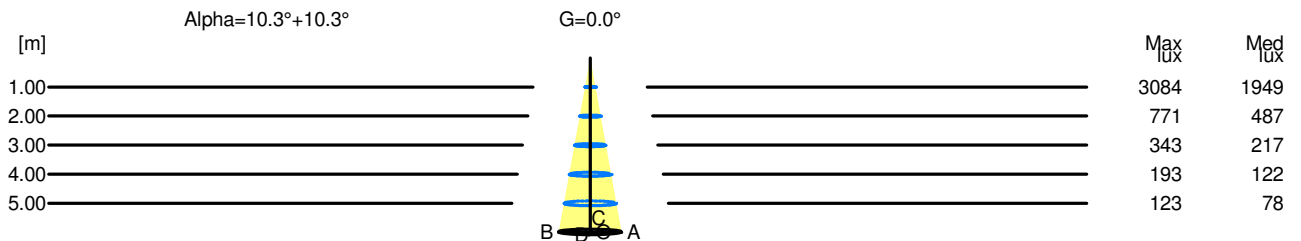
Code FTS1801768  
Name VECTOR 40 TRACK 927 FL ND BR.SILVER

Luminaire Flux	542.51 lm	Luminaire Power	10.00 W	Efficacy	54.25 lm/W	Efficiency	100.00%
Lamps Flux	542.51 lm	Maximum value	5684.10 cd/klm	Position	C=0.00 G=0.00	CG	Rotosymmetrical
Round Luminaire		Diam.	40 mm	Height	105 mm		
Round Luminous Area		Diam.	33 mm	Height	0 mm		
Horizontal Luminous Area		0.000855 m2		Emitting area on Plane 180°		0.000000 m2	
Emitting area on Plane 0°		0.000000 m2		Emitting area on Plane 270°		0.000000 m2	
Emitting area on Plane 90°		0.000000 m2		Glare area at 76°		0.000207 m2	
Coordinate system		CG		Symmetry Type		Rotosymmetrical	
Date		24-10-2017		Maximum Gamma Angle		180	
Measurement Distance		0.00		Measurement Flux		542.51 lm	
LED Flux=785,9lm LED Power=8W Eff=69% EfcLed=98lm/W EfcLum=54lm/W CCT=2700K Ra=90 SDCM=2 L70(6K)=50000h							
C.I.E.	99	100	100	100	100	D DIN 5040	A60
F UTE	--					B NBN	BZ 1

## Width at 50.00 % of Max Intensity

H[m]	1.00	2.00	3.00	4.00	5.00	H[m]	1.00	2.00	3.00	4.00	5.00
OA	0.18	0.36	0.54	0.72	0.91	OC	0.18	0.36	0.54	0.72	0.91
OB	0.18	0.36	0.54	0.72	0.91	OD	0.18	0.36	0.54	0.72	0.91

	Luminous Intensities [ cd/klm]									
	0	5	15	25	35	45	55	65	75	85
OA	3083.68	2611.06	775.00	169.12	23.23	4.14	1.68	0.49	0.00	0.00
OB	3083.68	2611.06	775.00	169.12	23.23	4.14	1.68	0.49	0.00	0.00
OC	3083.68	2611.06	775.00	169.12	23.23	4.14	1.68	0.49	0.00	0.00
OD	3083.68	2611.06	775.00	169.12	23.23	4.14	1.68	0.49	0.00	0.00



H[m]	D[m]	Max lux	Med lux	Alpha=10.3°+10.3°	G=0.0
1.00	0.36	3084	1949		
2.00	0.72	771	487		
3.00	1.09	343	217		
4.00	1.45	193	122		
5.00	1.81	123	78		