

Luminaire

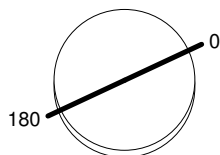
Code AP01120
Name VECTOR 40 MAGNET 927 SP DALI BR.BRONZE

Measurem.

Code FTS1801750
Name VECTOR 40 MAGNET 927 SP DALI BR.BRONZE

Luminaire Flux	505.31 lm	Luminaire Power	10.00 W	Efficacy	50.53 lm/W	Efficiency	100.00%
Lamps Flux	505.31 lm	Maximum value	12591.81 cd/klm	Position	C=0.00 G=0.00	CG	Rotosymmetrical
Round Luminaire Round Luminous Area		Diam. Diam.	40 mm 35 mm	Height Height	102 mm 0 mm		
Horizontal Luminous Area	0.000962 m2			Emitting area on Plane 180°	0.000000 m2		
Emitting area on Plane 0°	0.000000 m2			Emitting area on Plane 270°	0.000000 m2		
Emitting area on Plane 90°	0.000000 m2			Glare area at 76°	0.000233 m2		
Coordinate system	CG			Symmetry Type	Rotosymmetrical		
Date	05-02-2018			Maximum Gamma Angle	180		
Measurement Distance	0.00			Measurement Flux	505.31 lm		
LED Flux=623,6lm LED Power=8W Eff=81% EfcLed=78lm/W EfcLum=51lm/W CCT=2700K Ra=90 SDCM=3 L70(6K)=50000h							
C.I.E.	99 100 100 100 100			D DIN 5040	A60		
F UTE	--			B NBN	BZ 1		

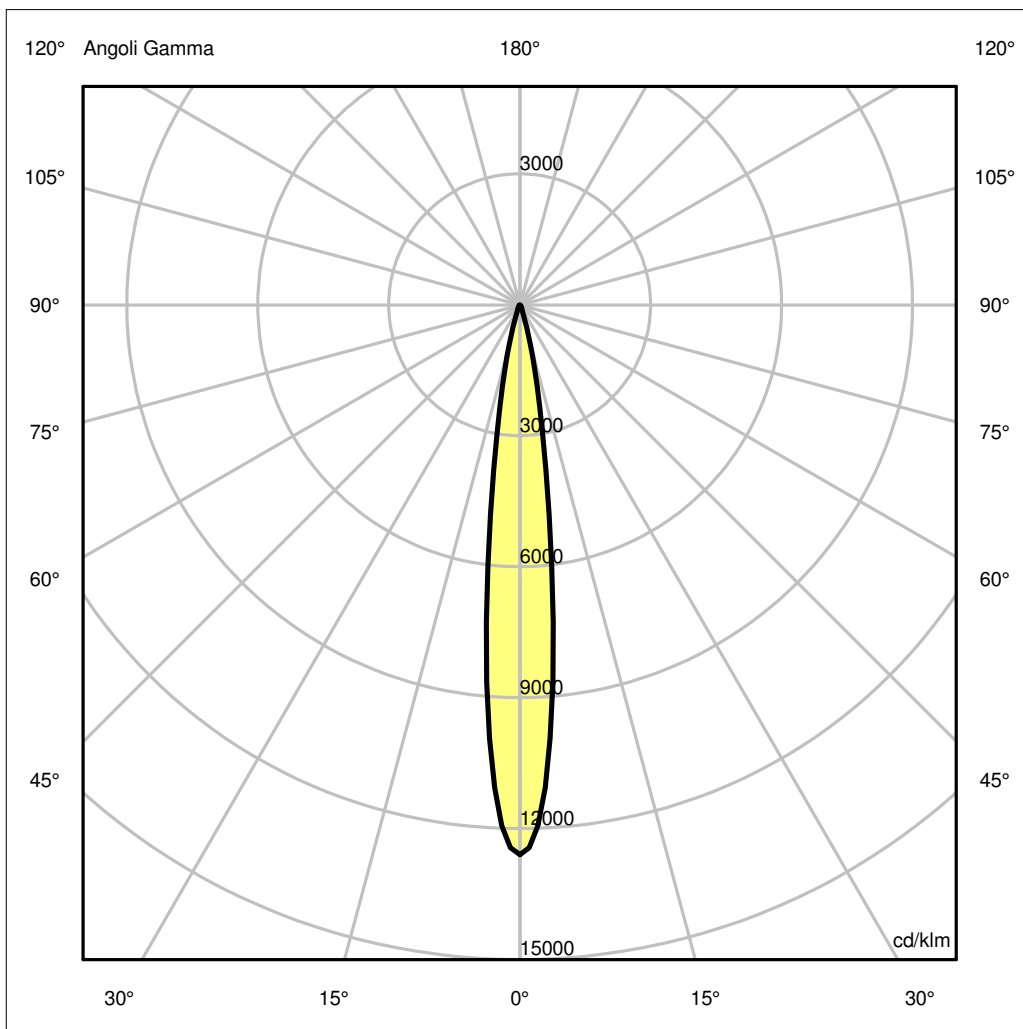
Diam=40mm



Semipiani C

180.0 ——— 0.0

ULOR 0.00 %
DLOR 100.00 %
RN 0.00 %



Luminaire

Code AP01120
Name VECTOR 40 MAGNET 927 SP DALI BR.BRONZE

Measurement

Code FTS1801750
Name VECTOR 40 MAGNET 927 SP DALI BR.BRONZE

Luminaire Flux	505.31 lm	Luminaire Power	10.00 W	Efficacy	50.53 lm/W	Efficiency	100.00%
Lamps Flux	505.31 lm	Maximum value	12591.81 cd/klm	Position	C=0.00 G=0.00	CG	Rotosymmetrical
Round Luminaire		Diam.	40 mm	Height	102 mm		
Round Luminous Area		Diam.	35 mm	Height	0 mm		
Horizontal Luminous Area		0.000962 m2		Emitting area on Plane 180°		0.000000 m2	
Emitting area on Plane 0°		0.000000 m2		Emitting area on Plane 270°		0.000000 m2	
Emitting area on Plane 90°		0.000000 m2		Glare area at 76°		0.000233 m2	
Coordinate system		CG		Symmetry Type		Rotosymmetrical	
Date		05-02-2018		Maximum Gamma Angle		180	
Measurement Distance		0.00		Measurement Flux		505.31 lm	

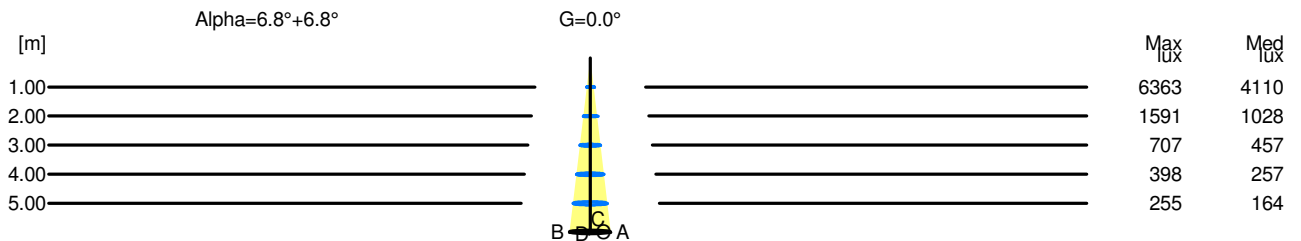
LED Flux=623,6lm LED Power=8W Eff=81% EfcLed=78lm/W EfcLum=51lm/W CCT=2700K Ra=90 SDCM=3 L70(6K)=50000h

C.I.E.	99	100	100	100	100	D DIN 5040	A60
F UTE	--					B NBN	BZ 1

Width at 50.00 % of Max Intensity

H[m]	1.00	2.00	3.00	4.00	5.00	H[m]	1.00	2.00	3.00	4.00	5.00
OA	0.12	0.24	0.36	0.48	0.59	OC	0.12	0.24	0.36	0.48	0.59
OB	0.12	0.24	0.36	0.48	0.59	OD	0.12	0.24	0.36	0.48	0.59

	Luminous Intensities [cd/klm]									
	0	5	15	25	35	45	55	65	75	85
OA	6362.77	4387.22	467.16	56.25	15.40	4.26	1.39	0.22	0.00	0.00
OB	6362.77	4387.22	467.16	56.25	15.40	4.26	1.39	0.22	0.00	0.00
OC	6362.77	4387.22	467.16	56.25	15.40	4.26	1.39	0.22	0.00	0.00
OD	6362.77	4387.22	467.16	56.25	15.40	4.26	1.39	0.22	0.00	0.00



H[m]	D[m]	Max lux	Med lux	Alpha=6.8°+6.8°	G=0.0
1.00	0.24	6363	4110		
2.00	0.48	1591	1028		
3.00	0.71	707	457		
4.00	0.95	398	257		
5.00	1.19	255	164		