

Luminaire

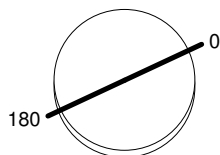
Code AP11220
Name VECTOR 55 MAGNET 927 FL DALI BR.BRONZE

Measurem.

Code FTS1801591
Name VECTOR 55 MAGNET 927 FL DALI BR.BRONZE

Luminaire Flux	1408.08 lm	Luminaire Power	26.00 W	Efficacy	54.16 lm/W	Efficiency	100.00%
Lamps Flux	1408.08 lm	Maximum value	5438.12 cd/klm	Position	C=0.00 G=0.00	CG	Rotosymmetrical
Round Luminaire Round Luminous Area	Diam. 55 mm Diam. 45 mm	Height	135 mm	Height	0 mm		
Horizontal Luminous Area	0.001590 m2	Emitting area on Plane 180°	0.000000 m2	Emitting area on Plane 270°	0.000000 m2		
Emitting area on Plane 0°	0.000000 m2	Glare area at 76°	0.000385 m2				
Emitting area on Plane 90°	0.000000 m2						
Coordinate system	CG	Symmetry Type	Rotosymmetrical				
Date	06-12-2017	Maximum Gamma Angle	180				
Measurement Distance	0.00	Measurement Flux	1408.08 lm				
LED Flux=2254lm LED Power=21W Eff=62% EfcLed=107lm/W EfcLum=54lm/W CCT=2700K Ra=90 SDCM=3 L70(6K)=50000h							
C.I.E.	99 100 100 100 100	D DIN 5040	A60				
F UTE	--	B NBN	BZ 1				

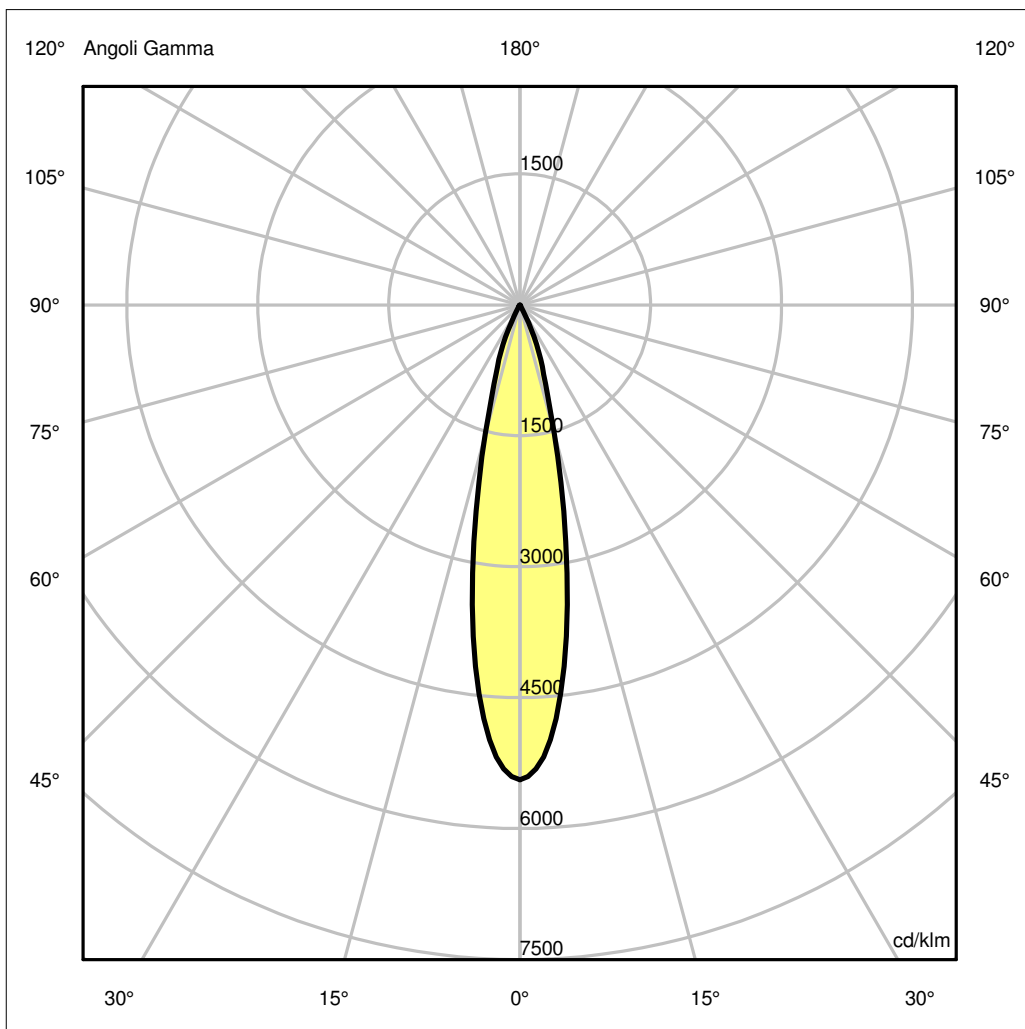
Diam=55mm



Semipiani C

180.0 ——— 0.0

ULOR 0.00 %
DLOR 100.00 %
RN 0.00 %



Luminaire

Code AP11220
Name VECTOR 55 MAGNET 927 FL DALI BR.BRONZE

Measurement

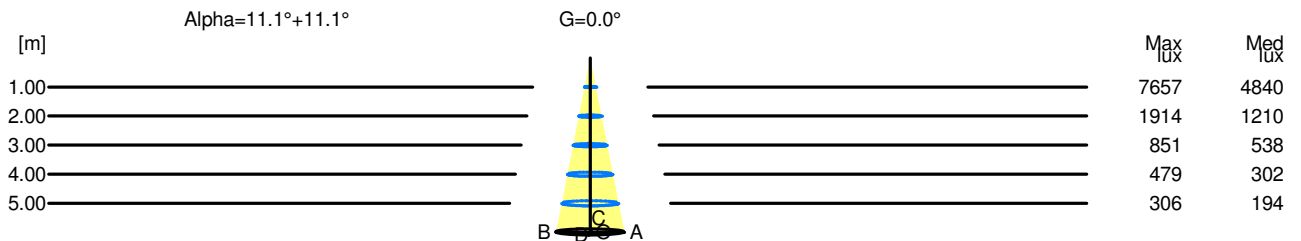
Code FTS1801591
Name VECTOR 55 MAGNET 927 FL DALI BR.BRONZE

Luminaire Flux	1408.08 lm	Luminaire Power	26.00 W	Efficacy	54.16 lm/W	Efficiency	100.00%
Lamps Flux	1408.08 lm	Maximum value	5438.12 cd/klm	Position	C=0.00 G=0.00	CG	Rotosymmetrical
Round Luminaire		Diam.	55 mm	Height	135 mm		
Round Luminous Area		Diam.	45 mm	Height	0 mm		
Horizontal Luminous Area		0.001590 m2		Emitting area on Plane 180°		0.000000 m2	
Emitting area on Plane 0°		0.000000 m2		Emitting area on Plane 270°		0.000000 m2	
Emitting area on Plane 90°		0.000000 m2		Glare area at 76°		0.000385 m2	
Coordinate system		CG		Symmetry Type		Rotosymmetrical	
Date		06-12-2017		Maximum Gamma Angle		180	
Measurement Distance		0.00		Measurement Flux		1408.08 lm	
LED Flux=2254lm LED Power=21W Eff=62% EfcLed=107lm/W EfcLum=54lm/W CCT=2700K Ra=90 SDCM=3 L70(6K)=50000h							
C.I.E.	99	100	100	100	100	D DIN 5040	A60
F UTE	--					B NBN	BZ 1

Width at 50.00 % of Max Intensity

H[m]	1.00	2.00	3.00	4.00	5.00	H[m]	1.00	2.00	3.00	4.00	5.00
OA	0.20	0.39	0.59	0.79	0.98	OC	0.20	0.39	0.59	0.79	0.98
OB	0.20	0.39	0.59	0.79	0.98	OD	0.20	0.39	0.59	0.79	0.98

	Luminous Intensities [cd/klm]									
	0	5	15	25	35	45	55	65	75	85
OA	7657.31	6696.67	2138.74	433.28	15.53	7.18	4.61	3.24	1.93	0.60
OB	7657.31	6696.67	2138.74	433.28	15.53	7.18	4.61	3.24	1.93	0.60
OC	7657.31	6696.67	2138.74	433.28	15.53	7.18	4.61	3.24	1.93	0.60
OD	7657.31	6696.67	2138.74	433.28	15.53	7.18	4.61	3.24	1.93	0.60



H[m]	D[m]	Max lux	Med lux	Alpha=11.1°+11.1°	G=0.0
1.00	0.39	7657	4840		
2.00	0.79	1914	1210		
3.00	1.18	851	538		
4.00	1.57	479	302		
5.00	1.97	306	194		