

Luminaire

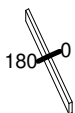
Code BH21205+BH16101
 Name A.39 RCS TRIM SHARP 1184 HB F 930 SLV + 3X4 OPT. HB WHITE

Measurem.

Code FTS1900703
 Name A.39 RCS TRIM SHARP 1184 HB F 930 SLV + 3X4 OPT. HB WHITE

Luminaire Flux	2313.59 lm	Luminaire Power	38.00 W	Efficacy	60.88 lm/W	Efficiency	100.00%
Lamps Flux	2313.59 lm	Maximum value	2570.73 cd/klm	Position	C=0.00 G=0.00	CG	Rotosymmetrical
Rectangular Luminaire		Length	1184 mm	Width	40 mm	Height	111 mm
Rectangular Luminous Area		Length	444 mm	Width	37 mm	Height	0 mm
Horizontal Luminous Area	0.016428 m2			Emitting area on Plane 180°	0.000000 m2		
Emitting area on Plane 0°	0.000000 m2			Emitting area on Plane 270°	0.000000 m2		
Emitting area on Plane 90°	0.000000 m2			Glare area at 76°	0.003974 m2		
Coordinate system	CG			Symmetry Type	Rotosymmetrical		
Date	16-02-2017			Maximum Gamma Angle	180		
Measurement Distance	0.00			Measurement Flux	2313.59 lm		
LED Flux=3264,55lm LED Power=33W Eff=71% EfcLed=99lm/W EfcLum=70lm/W Ra=90 SDCM=2 L90(20K)=118000h							
C.I.E.	97 99 100 100 100			D DIN 5040	A60		
F UTE	--			B NBN	BZ 1		

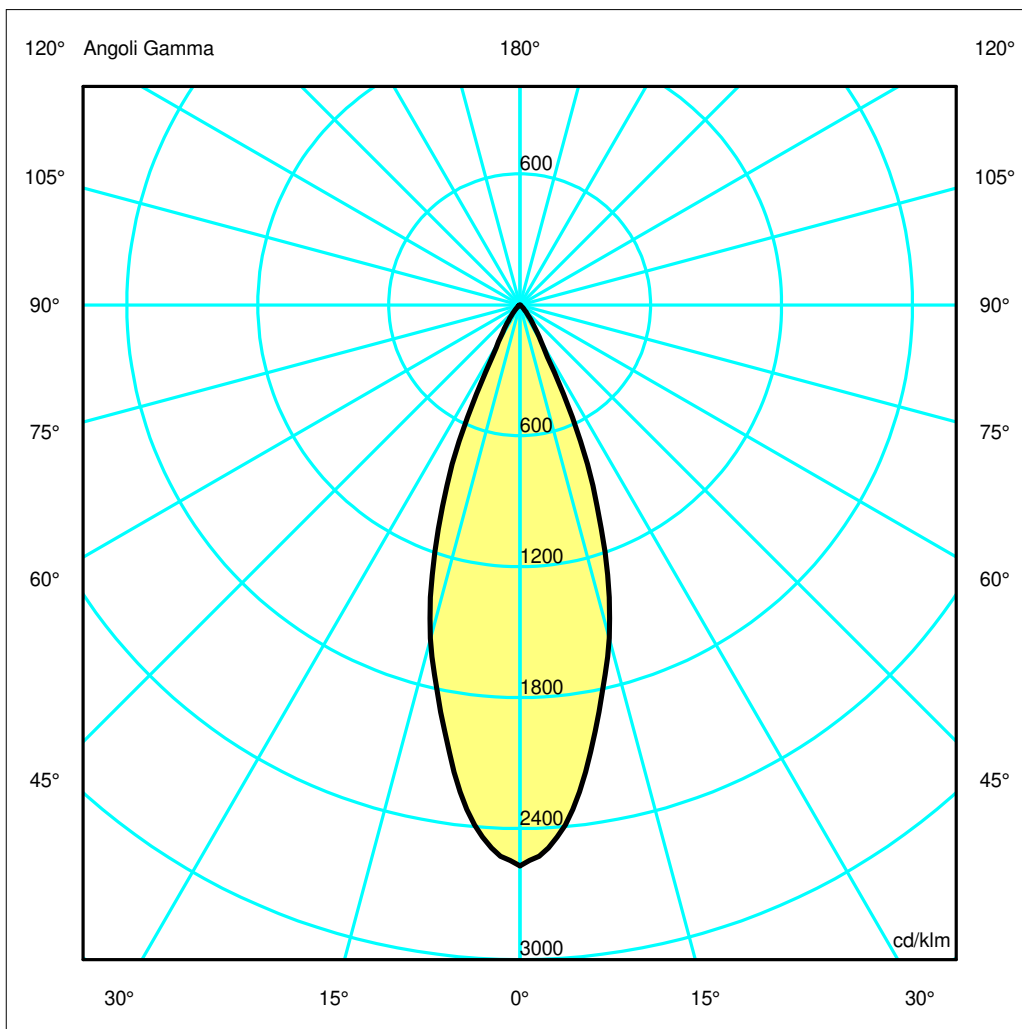
1184mm x 40mm



Semipiani C

180.0 ——— 0.0

ULOR 0.00 %
 DLOR 100.00 %
 RN 0.00 %



Luminaire

Code BH21205+BH16101
Name A.39 RCS TRIM SHARP 1184 HB F 930 SLV + 3X4 OPT. HB WHITE

Measur.

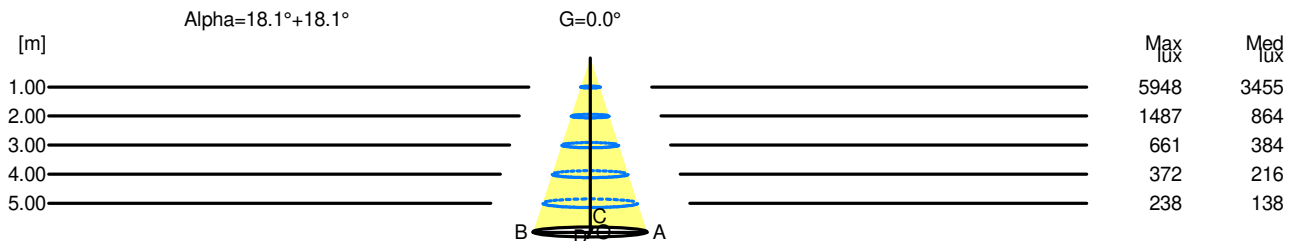
Code FTS1900703
Name A.39 RCS TRIM SHARP 1184 HB F 930 SLV + 3X4 OPT. HB WHITE

Luminaire Flux	2313.59 lm	Luminaire Power	38.00 W	Efficacy	60.88 lm/W	Efficiency	100.00%
Lamps Flux	2313.59 lm	Maximum value	2570.73 cd/klm	Position	C=0.00 G=0.00	CG	Rotosymmetrical
Rectangular Luminaire		Length	1184 mm	Width	40 mm	Height	111 mm
Rectangular Luminous Area		Length	444 mm	Width	37 mm	Height	0 mm
Horizontal Luminous Area		0.016428 m2		Emitting area on Plane 180°		0.000000 m2	
Emitting area on Plane 0°		0.000000 m2		Emitting area on Plane 270°		0.000000 m2	
Emitting area on Plane 90°		0.000000 m2		Glare area at 76°		0.003974 m2	
Coordinate system		CG		Symmetry Type		Rotosymmetrical	
Date		16-02-2017		Maximum Gamma Angle		180	
Measurement Distance		0.00		Measurement Flux		2313.59 lm	
LED Flux=3264,55lm LED Power=33W Eff=71% EfcLed=99lm/W EfcLum=70lm/W Ra=90 SDCM=2 L90(20K)=118000h							
C.I.E.	97 99 100 100 100			D DIN 5040	A60		
F UTE	--			B NBN	BZ 1		

Width at 50.00 % of Max Intensity

H[m]	1.00	2.00	3.00	4.00	5.00	H[m]	1.00	2.00	3.00	4.00	5.00
OA	0.33	0.66	0.98	1.31	1.64	OC	0.33	0.66	0.98	1.31	1.64
OB	0.33	0.66	0.98	1.31	1.64	OD	0.33	0.66	0.98	1.31	1.64

	Luminous Intensities [cd/klm]									
	0	5	15	25	35	45	55	65	75	85
OA	5947.62	5532.40	3659.34	1316.05	232.23	54.78	14.22	7.68	4.97	1.94
OB	5947.62	5532.40	3659.34	1316.05	232.23	54.78	14.22	7.68	4.97	1.94
OC	5947.62	5532.40	3659.34	1316.05	232.23	54.78	14.22	7.68	4.97	1.94
OD	5947.62	5532.40	3659.34	1316.05	232.23	54.78	14.22	7.68	4.97	1.94



H[m]	D[m]	Max lux	Med lux	Alpha=18.1°+18.1°	G=0.0
1.00	0.66	5948	3455		
2.00	1.31	1487	864		
3.00	1.97	661	384		
4.00	2.62	372	216		
5.00	3.28	238	138		