

Luminaire


Code BH00801+BH16104
 Name A.39 S/C SHAR DIR 1184 HB 54 300K ND BCO + COVER 3X4 OPT. HB BLACK

Measurem.

Code FTS1900085
 Name A.39 S/C SHAR DIR 1184 HB 54 300K ND BCO + COVER 3X4 OPT. HB BLACK

Luminaire Flux	2338.76 lm	Luminaire Power	38.00 W	Efficacy	61.55 lm/W	Efficiency	100.00%
Lamps Flux	2338.76 lm	Maximum value	1430.97 cd/klm	Position	C=0.00 G=0.00	CG	Rotosymmetrical
Rectangular Luminaire		Length	1184 mm	Width	40 mm	Height	111 mm
Rectangular Luminous Area		Length	444 mm	Width	37 mm	Height	0 mm
Horizontal Luminous Area		0.016428 m ²		Emitting area on Plane 180°		0.000000 m ²	
Emitting area on Plane 0°		0.000000 m ²		Emitting area on Plane 270°		0.000000 m ²	
Emitting area on Plane 90°		0.000000 m ²		Glare area at 76°		0.003974 m ²	
Coordinate system		CG		Symmetry Type		Rotosymmetrical	
Date		17-07-2017		Maximum Gamma Angle		180	
Measurement Distance		0.00		Measurement Flux		2338.76 lm	
LED Flux=3264,55lm LED Power=33W Eff=72% EfcLed=99lm/W EfcLum=62lm/W Ra=90 SDCM=2 L90(20K)=118000h							
C.I.E.	99	100	100	100	D DIN 5040	A60	
F UTE	--				B NBN	BZ 1	

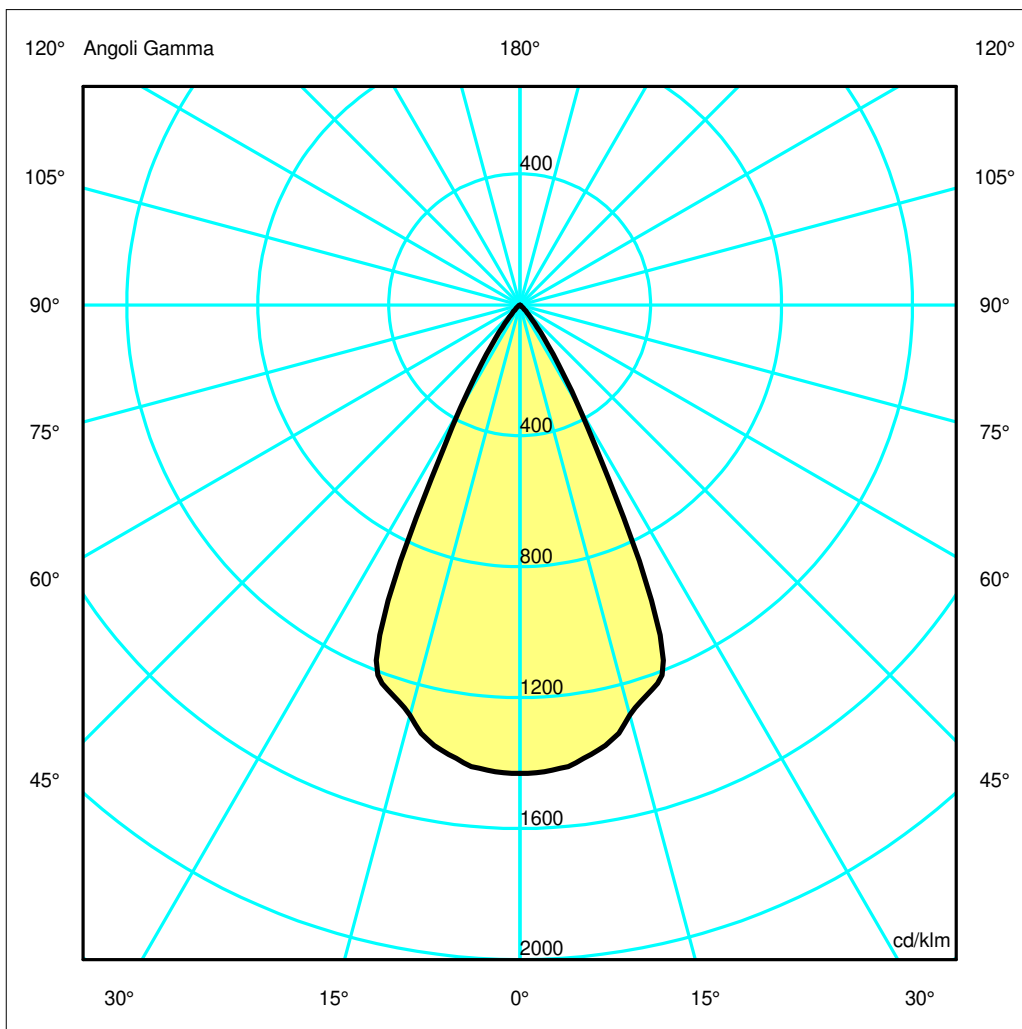
1184mm x 40mm



Semipiani C

180.0 ——— 0.0

ULOR 0.00 %
 DLOR 100.00 %
 RN 0.00 %



Luminaire

Code BH00801+BH16104
Name A.39 S/C SHAR DIR 1184 HB 54 300K ND BCO + COVER 3X4 OPT. HB BLACK

Measurement

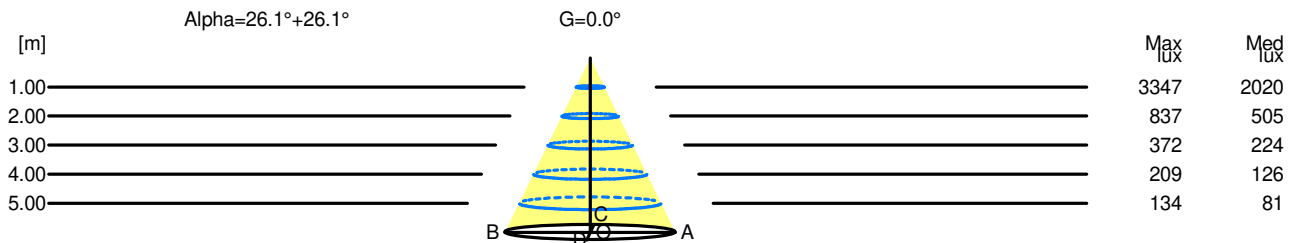
Code FTS1900085
Name A.39 S/C SHAR DIR 1184 HB 54 300K ND BCO + COVER 3X4 OPT. HB BLACK

Luminaire Flux	2338.76 lm	Luminaire Power	38.00 W	Efficacy	61.55 lm/W	Efficiency	100.00%
Lamps Flux	2338.76 lm	Maximum value	1430.97 cd/klm	Position	C=0.00 G=0.00	CG	Rotosymmetrical
Rectangular Luminaire		Length	1184 mm	Width	40 mm	Height	111 mm
Rectangular Luminous Area		Length	444 mm	Width	37 mm	Height	0 mm
Horizontal Luminous Area		0.016428 m2		Emitting area on Plane 180°		0.000000 m2	
Emitting area on Plane 0°		0.000000 m2		Emitting area on Plane 270°		0.000000 m2	
Emitting area on Plane 90°		0.000000 m2		Glare area at 76°		0.003974 m2	
Coordinate system		CG		Symmetry Type		Rotosymmetrical	
Date		17-07-2017		Maximum Gamma Angle		180	
Measurement Distance		0.00		Measurement Flux		2338.76 lm	
LED Flux=3264,55lm LED Power=33W Eff=72% EfcLed=99lm/W EfcLum=62lm/W Ra=90 SDCM=2 L90(20K)=118000h							
C.I.E.	99 100 100 100 100			D DIN 5040	A60		
F UTE	--			B NBN	BZ 1		

Width at 50.00 % of Max Intensity

H[m]	1.00	2.00	3.00	4.00	5.00	H[m]	1.00	2.00	3.00	4.00	5.00
OA	0.49	0.98	1.47	1.96	2.44	OC	0.49	0.98	1.47	1.96	2.44
OB	0.49	0.98	1.47	1.96	2.44	OD	0.49	0.98	1.47	1.96	2.44

	Luminous Intensities [cd/klm]									
	0	5	15	25	35	45	55	65	75	85
OA	3346.69	3322.63	3033.78	2017.97	357.31	52.12	4.06	0.00	0.00	0.00
OB	3346.69	3322.63	3033.78	2017.97	357.31	52.12	4.06	0.00	0.00	0.00
OC	3346.69	3322.63	3033.78	2017.97	357.31	52.12	4.06	0.00	0.00	0.00
OD	3346.69	3322.63	3033.78	2017.97	357.31	52.12	4.06	0.00	0.00	0.00



H[m]	D[m]	Max lux	Med lux	Alpha=26.1°+26.1°	G=0.0
1.00	0.98	3347	2020		
2.00	1.96	837	505		
3.00	2.93	372	224		
4.00	3.91	209	126		
5.00	4.89	134	81		