

Luminaire


Code BH04204+BH16001
 Name A.39 S/C SHAR DIR 1184 LB 17 300K DM NRO + COVER 2X4 OPT. LB WHITE

Measurem.

Code FTS1900293
 Name A.39 S/C SHAR DIR 1184 LB 17 300K DM NRO + COVER 2X4 OPT. LB WHITE

Luminaire Flux	1648.42 lm	Luminaire Power	27.00 W	Efficacy	61.05 lm/W	Efficiency	100.00%
Lamps Flux	1648.42 lm	Maximum value	5541.55 cd/klm	Position	C=0.00 G=0.00	CG	Rotosymmetrical
Rectangular Luminaire		Length	1184 mm	Width	40 mm	Height	111 mm
Rectangular Luminous Area		Length	296 mm	Width	37 mm	Height	0 mm
Horizontal Luminous Area		0.010952 m2		Emitting area on Plane 180°		0.000000 m2	
Emitting area on Plane 0°		0.000000 m2		Emitting area on Plane 270°		0.000000 m2	
Emitting area on Plane 90°		0.000000 m2		Glare area at 76°		0.002650 m2	
Coordinate system		CG		Symmetry Type		Rotosymmetrical	
Date		21-02-2017		Maximum Gamma Angle		180	
Measurement Distance		0.00		Measurement Flux		1648.42 lm	
LED Flux=2176,4lm LED Power=22W Eff=76% EfcLed=99lm/W EfcLum=61lm/W Ra=90 SDCM=2 L90(20K)=118000h							
C.I.E.	99	100	100	100	D DIN 5040	A60	
F UTE	--				B NBN	BZ 1	

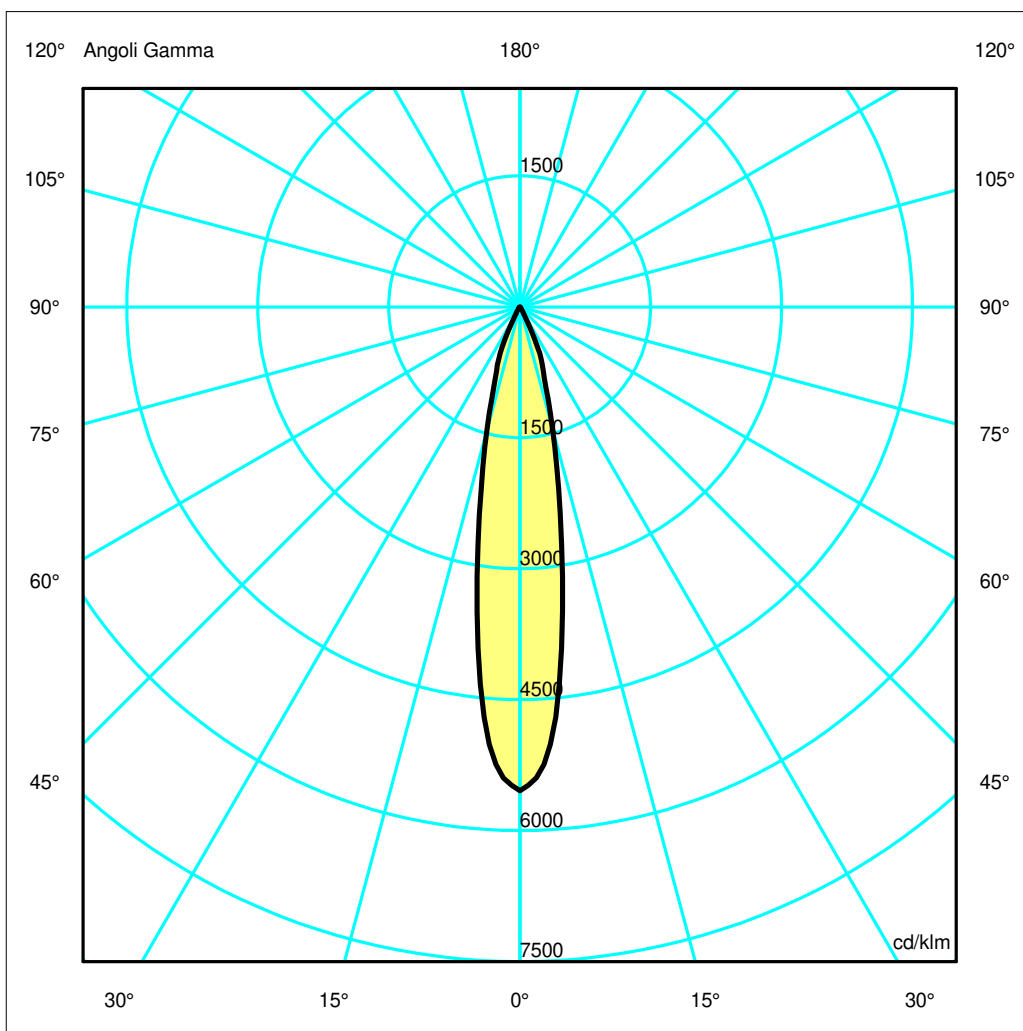
1184mm x 40mm



Semipiani C

180.0 — 0.0

ULOR 0.00 %
 DLOR 100.00 %
 RN 0.00 %



Luminaire

Code BH04204+BH16001
Name A.39 S/C SHAR DIR 1184 LB 17 300K DM NRO + COVER 2X4 OPT. LB WHITE

Measurement

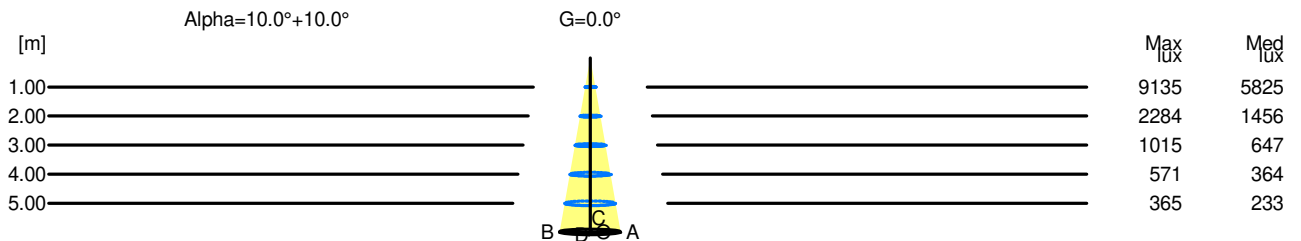
Code FTS1900293
Name A.39 S/C SHAR DIR 1184 LB 17 300K DM NRO + COVER 2X4 OPT. LB WHITE

Luminaire Flux	1648.42 lm	Luminaire Power	27.00 W	Efficacy	61.05 lm/W	Efficiency	100.00%
Lamps Flux	1648.42 lm	Maximum value	5541.55 cd/klm	Position	C=0.00 G=0.00	CG	Rotosymmetrical
Rectangular Luminaire		Length	1184 mm	Width	40 mm	Height	111 mm
Rectangular Luminous Area		Length	296 mm	Width	37 mm	Height	0 mm
Horizontal Luminous Area		0.010952 m2		Emitting area on Plane 180°		0.000000 m2	
Emitting area on Plane 0°		0.000000 m2		Emitting area on Plane 270°		0.000000 m2	
Emitting area on Plane 90°		0.000000 m2		Glare area at 76°		0.002650 m2	
Coordinate system		CG		Symmetry Type		Rotosymmetrical	
Date		21-02-2017		Maximum Gamma Angle		180	
Measurement Distance		0.00		Measurement Flux		1648.42 lm	
LED Flux=2176,4lm LED Power=22W Eff=76% EfcLed=99lm/W EfcLum=61lm/W Ra=90 SDCM=2 L90(20K)=118000h							
C.I.E.	99 100 100 100 100			D DIN 5040	A60		
F UTE	--			B NBN	BZ 1		

Width at 50.00 % of Max Intensity

H[m]	1.00	2.00	3.00	4.00	5.00	H[m]	1.00	2.00	3.00	4.00	5.00
OA	0.18	0.35	0.53	0.70	0.88	OC	0.18	0.35	0.53	0.70	0.88
OB	0.18	0.35	0.53	0.70	0.88	OD	0.18	0.35	0.53	0.70	0.88

	Luminous Intensities [cd/klm]									
	0	5	15	25	35	45	55	65	75	85
OA	9134.81	7773.76	2398.29	655.74	41.15	11.61	4.04	2.58	1.83	0.86
OB	9134.81	7773.76	2398.29	655.74	41.15	11.61	4.04	2.58	1.83	0.86
OC	9134.81	7773.76	2398.29	655.74	41.15	11.61	4.04	2.58	1.83	0.86
OD	9134.81	7773.76	2398.29	655.74	41.15	11.61	4.04	2.58	1.83	0.86



H[m]	D[m]	Max lux	Med lux	Alpha=10.0°+10.0°	G=0.0
1.00	0.35	9135	5825		
2.00	0.70	2284	1456		
3.00	1.05	1015	647		
4.00	1.41	571	364		
5.00	1.76	365	233		