

## Luminaire

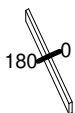
Code BH05101+BH16001  
 Name A.39 S/C SHAR DIR 1184 LB 54 400K DM BCO + COVER 2X4 OPT. LB WHITE

## Measurem.

Code FTS1900322  
 Name A.39 S/C SHAR DIR 1184 LB 54 400K DM BCO + COVER 2X4 OPT. LB WHITE

Luminaire Flux	1709.33 lm	Luminaire Power	27.00 W	Efficacy	63.31 lm/W	Efficiency	100.00%
Lamps Flux	1709.33 lm	Maximum value	1406.35 cd/klm	Position	C=0.00 G=1.00	CG	Rotosymmetrical
Rectangular Luminaire		Length	1184 mm	Width	40 mm	Height	111 mm
Rectangular Luminous Area		Length	296 mm	Width	37 mm	Height	0 mm
Horizontal Luminous Area		0.010952 m2		Emitting area on Plane 180°		0.000000 m2	
Emitting area on Plane 0°		0.000000 m2		Emitting area on Plane 270°		0.000000 m2	
Emitting area on Plane 90°		0.000000 m2		Glare area at 76°		0.002650 m2	
Coordinate system		CG		Symmetry Type		Rotosymmetrical	
Date		17-07-2017		Maximum Gamma Angle		180	
Measurement Distance		0.00		Measurement Flux		1709.33 lm	
LED Flux=2329,1lm LED Power=22W Eff=73% EfcLed=106lm/W EfcLum=63lm/W Ra=90 SDCM=2 L90(20K)=118000h							
C.I.E.	97 99 100 100 100			D DIN 5040	A60		
F UTE	--			B NBN	BZ 1		

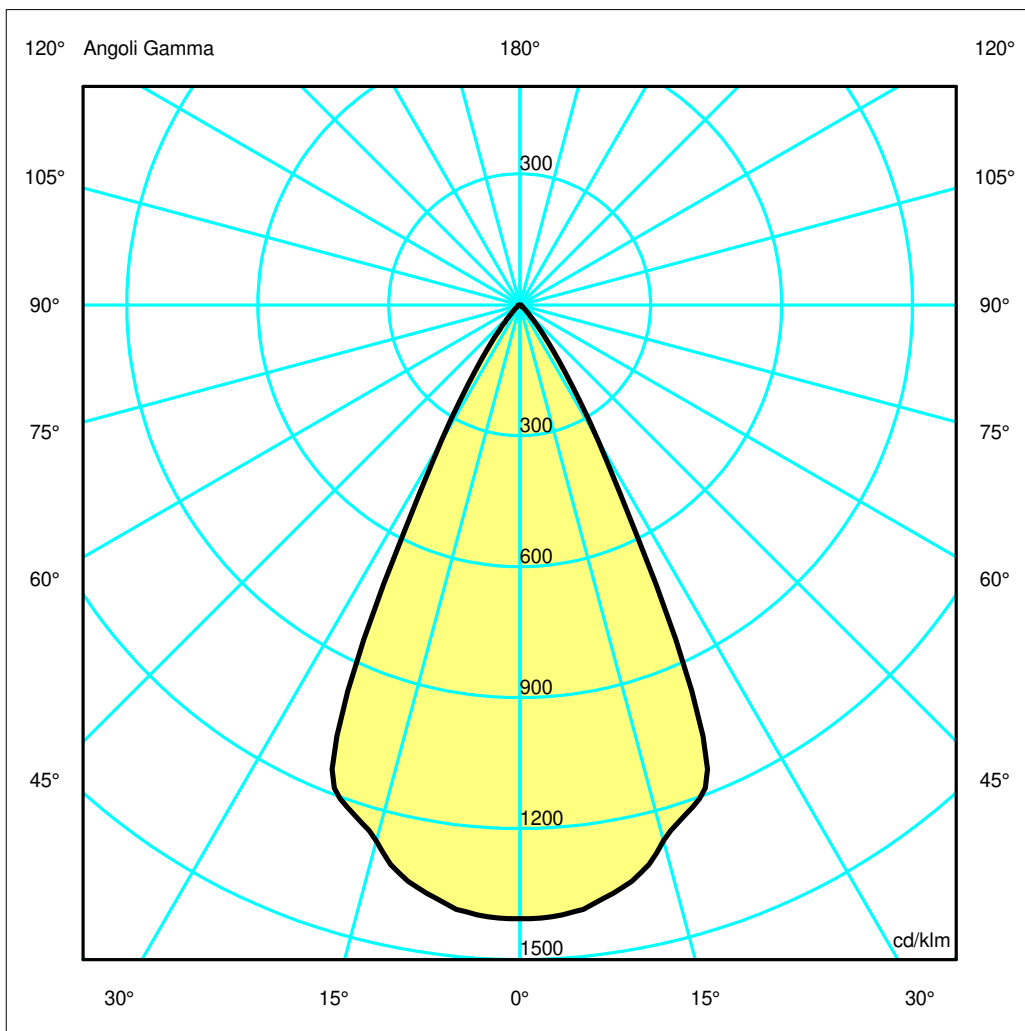
1184mm x 40mm



Semipiani C

180.0 ——— 0.0

ULOR 0.00 %  
 DLOR 100.00 %  
 RN 0.00 %



## Luminaire

Code BH05101+BH16001  
Name A.39 S/C SHAR DIR 1184 LB 54 400K DM BCO + COVER 2X4 OPT. LB WHITE

## Measur.

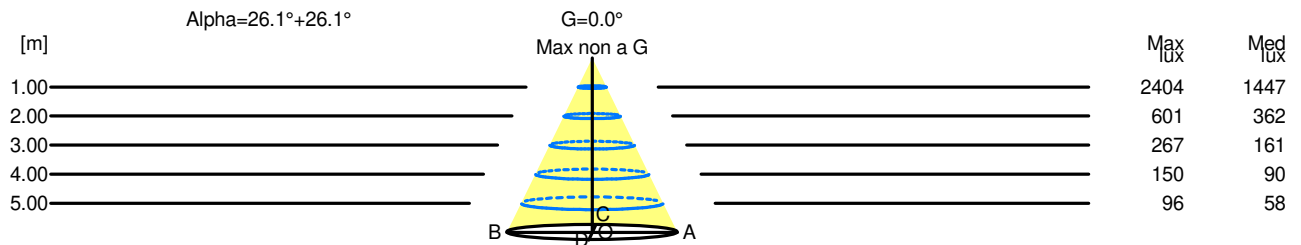
Code FTS1900322  
Name A.39 S/C SHAR DIR 1184 LB 54 400K DM BCO + COVER 2X4 OPT. LB WHITE

Luminaire Flux	1709.33 lm	Luminaire Power	27.00 W	Efficacy	63.31 lm/W	Efficiency	100.00%
Lamps Flux	1709.33 lm	Maximum value	1406.35 cd/klm	Position	C=0.00 G=1.00	CG	Rotosymmetrical
Rectangular Luminaire		Length	1184 mm	Width	40 mm	Height	111 mm
Rectangular Luminous Area		Length	296 mm	Width	37 mm	Height	0 mm
Horizontal Luminous Area		0.010952 m2		Emitting area on Plane 180°		0.000000 m2	
Emitting area on Plane 0°		0.000000 m2		Emitting area on Plane 270°		0.000000 m2	
Emitting area on Plane 90°		0.000000 m2		Glare area at 76°		0.002650 m2	
Coordinate system		CG		Symmetry Type		Rotosymmetrical	
Date		17-07-2017		Maximum Gamma Angle		180	
Measurement Distance		0.00		Measurement Flux		1709.33 lm	
LED Flux=2329,1lm LED Power=22W Eff=73% EfcLed=106lm/W EfcLum=63lm/W Ra=90 SDCM=2 L90(20K)=118000h							
C.I.E.	97 99 100 100 100			D DIN 5040	A60		
F UTE	--			B NBN	BZ 1		

### Width at 50.00 % of Max Intensity

H[m]	1.00	2.00	3.00	4.00	5.00	H[m]	1.00	2.00	3.00	4.00	5.00
OA	0.49	0.98	1.47	1.96	2.45	OC	0.49	0.98	1.47	1.96	2.45
OB	0.49	0.98	1.47	1.96	2.45	OD	0.49	0.98	1.47	1.96	2.45

	Luminous Intensities [ cd/klm]									
	0	5	15	25	35	45	55	65	75	85
OA	2403.90	2386.75	2172.59	1446.30	265.03	46.07	10.79	6.90	4.53	1.69
OB	2403.90	2386.75	2172.59	1446.30	265.03	46.07	10.79	6.90	4.53	1.69
OC	2403.90	2386.75	2172.59	1446.30	265.03	46.07	10.79	6.90	4.53	1.69
OD	2403.90	2386.75	2172.59	1446.30	265.03	46.07	10.79	6.90	4.53	1.69



H[m]	D[m]	Max lux	Med lux	Alpha=26.1°+26.1°	G=0.0 Max non a G
1.00	0.98	2404	1447		
2.00	1.96	601	362		
3.00	2.94	267	161		
4.00	3.91	150	90		
5.00	4.89	96	58		