

Luminaire

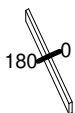
Code BH00301+BH16101
 Name A.39 S/C SHAR DIR 1184 HB 17 400K DM BCO + COVER 3X4 OPT. HB WHITE

Measurem.

Code FTS1900382
 Name A.39 S/C SHAR DIR 1184 HB 17 400K DM BCO + COVER 3X4 OPT. HB WHITE

Luminaire Flux	2646.23 lm	Luminaire Power	38.00 W	Efficacy	69.64 lm/W	Efficiency	100.00%
Lamps Flux	2646.23 lm	Maximum value	5541.55 cd/klm	Position	C=0.00 G=0.00	CG	Rotosymmetrical
Rectangular Luminaire		Length	1184 mm	Width	40 mm	Height	111 mm
Rectangular Luminous Area		Length	444 mm	Width	37 mm	Height	0 mm
Horizontal Luminous Area		0.016428 m ²		Emitting area on Plane 180°		0.000000 m ²	
Emitting area on Plane 0°		0.000000 m ²		Emitting area on Plane 270°		0.000000 m ²	
Emitting area on Plane 90°		0.000000 m ²		Glare area at 76°		0.003974 m ²	
Coordinate system		CG		Symmetry Type		Rotosymmetrical	
Date		21-02-2017		Maximum Gamma Angle		180	
Measurement Distance		0.00		Measurement Flux		2646.23 lm	
LED Flux=3493,65lm LED Power=33W Eff=76% EfcLed=106lm/W EfcLum=70lm/W Ra=90 SDCM=2 L90(20K)=118000h							
C.I.E.	99	100	100	100	D DIN 5040	A60	
F UTE	--				B NBN	BZ 1	

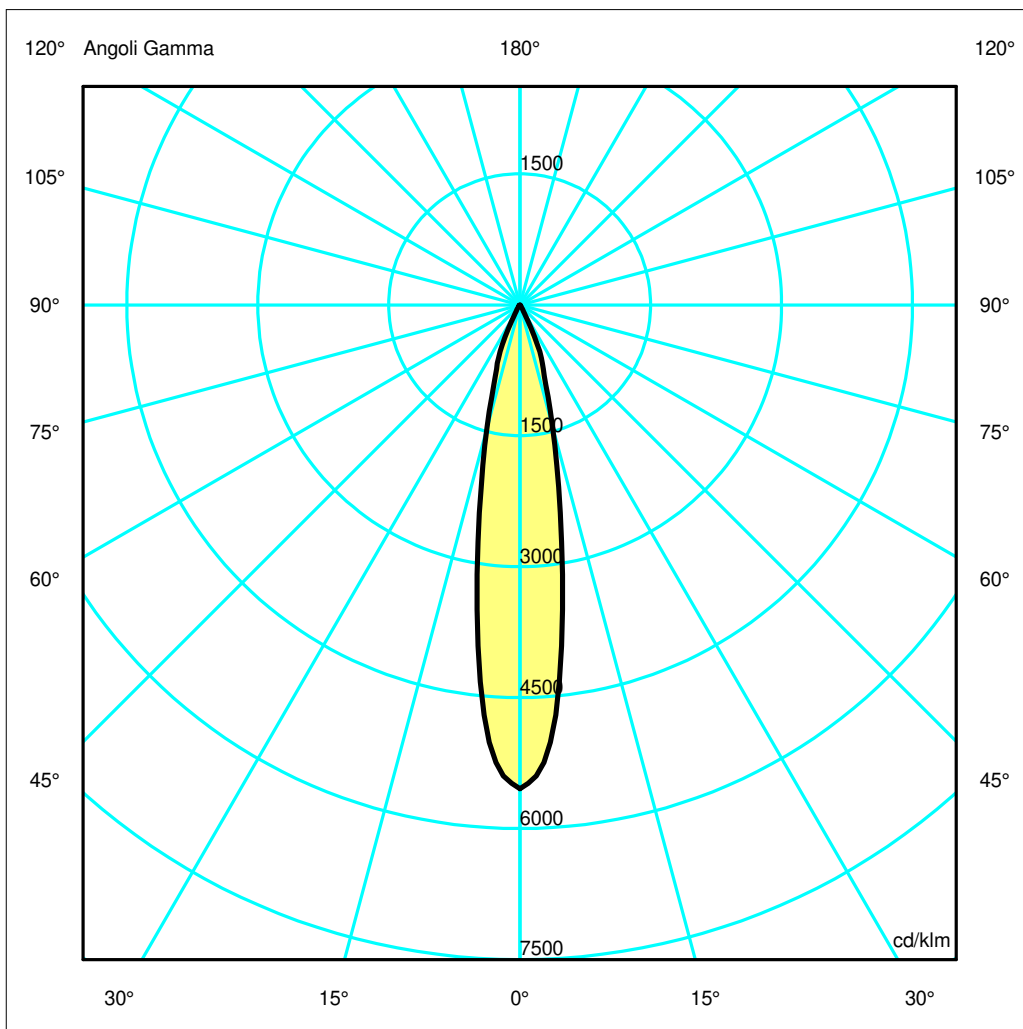
1184mm x 40mm



Semipiani C

180.0 ——— 0.0

ULOR 0.00 %
 DLOR 100.00 %
 RN 0.00 %



Luminaire

Code BH00301+BH16101
Name A.39 S/C SHAR DIR 1184 HB 17 400K DM BCO + COVER 3X4 OPT. HB WHITE

Measurement

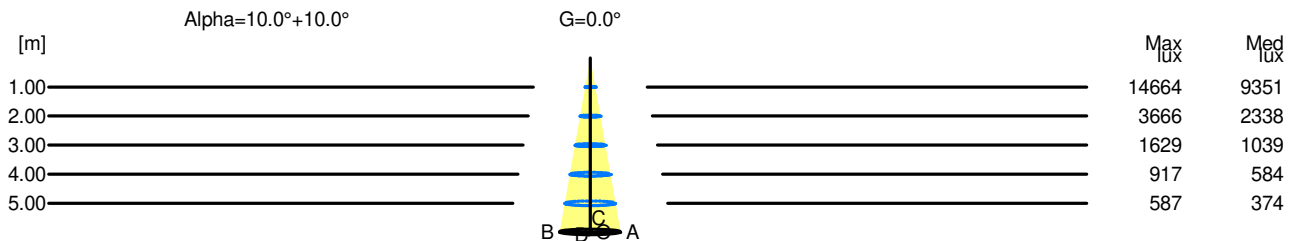
Code FTS1900382
Name A.39 S/C SHAR DIR 1184 HB 17 400K DM BCO + COVER 3X4 OPT. HB WHITE

Luminaire Flux	2646.23 lm	Luminaire Power	38.00 W	Efficacy	69.64 lm/W	Efficiency	100.00%
Lamps Flux	2646.23 lm	Maximum value	5541.55 cd/klm	Position	C=0.00 G=0.00	CG	Rotosymmetrical
Rectangular Luminaire		Length	1184 mm	Width	40 mm	Height	111 mm
Rectangular Luminous Area		Length	444 mm	Width	37 mm	Height	0 mm
Horizontal Luminous Area		0.016428 m2		Emitting area on Plane 180°		0.000000 m2	
Emitting area on Plane 0°		0.000000 m2		Emitting area on Plane 270°		0.000000 m2	
Emitting area on Plane 90°		0.000000 m2		Glare area at 76°		0.003974 m2	
Coordinate system		CG		Symmetry Type		Rotosymmetrical	
Date		21-02-2017		Maximum Gamma Angle		180	
Measurement Distance		0.00		Measurement Flux		2646.23 lm	
LED Flux=3493,65lm LED Power=33W Eff=76% EfcLed=106lm/W EfcLum=70lm/W Ra=90 SDCM=2 L90(20K)=118000h							
C.I.E.	99	100	100	100	100	D DIN 5040	A60
F UTE	--					B NBN	BZ 1

Width at 50.00 % of Max Intensity

H[m]	1.00	2.00	3.00	4.00	5.00	H[m]	1.00	2.00	3.00	4.00	5.00
OA	0.18	0.35	0.53	0.70	0.88	OC	0.18	0.35	0.53	0.70	0.88
OB	0.18	0.35	0.53	0.70	0.88	OD	0.18	0.35	0.53	0.70	0.88

	Luminous Intensities [cd/klm]									
	0	5	15	25	35	45	55	65	75	85
OA	14664.22	12479.31	3850.01	1052.66	66.05	18.63	6.48	4.15	2.94	1.39
OB	14664.22	12479.31	3850.01	1052.66	66.05	18.63	6.48	4.15	2.94	1.39
OC	14664.22	12479.31	3850.01	1052.66	66.05	18.63	6.48	4.15	2.94	1.39
OD	14664.22	12479.31	3850.01	1052.66	66.05	18.63	6.48	4.15	2.94	1.39



H[m]	D[m]	Max lux	Med lux	Alpha=10.0°+10.0°	G=0.0
1.00	0.35	14664	9351		
2.00	0.70	3666	2338		
3.00	1.05	1629	1039		
4.00	1.41	917	584		
5.00	1.76	587	374		