

Luminaire

Code BH06604+BH16204
 Name A.39 S/C SHAR DIR 2368 LB 34 300K DM NRO + COVER 4X4 OPT. LB BLACK

Measurem.

Code FTS1900155
 Name A.39 S/C SHAR DIR 2368 LB 34 300K DM NRO + COVER 4X4 OPT. LB BLACK

Luminaire Flux	3046.96 lm	Luminaire Power	54.00 W	Efficacy	56.43 lm/W	Efficiency	100.00%
Lamps Flux	3046.96 lm	Maximum value	2630.91 cd/klm	Position	C=0.00 G=0.00	CG	Rotosymmetrical
Rectangular Luminaire		Length	2368 mm	Width	40 mm	Height	111 mm
Rectangular Luminous Area		Length	592 mm	Width	37 mm	Height	0 mm
Horizontal Luminous Area		0.021904 m2		Emitting area on Plane 180°		0.000000 m2	
Emitting area on Plane 0°		0.000000 m2		Emitting area on Plane 270°		0.000000 m2	
Emitting area on Plane 90°		0.000000 m2		Glare area at 76°		0.005299 m2	
Coordinate system		CG		Symmetry Type		Rotosymmetrical	
Date		16-02-2017		Maximum Gamma Angle		180	
Measurement Distance		0.00		Measurement Flux		3046.96 lm	


LED Flux=4352,8lm LED Power=45W Eff=70% EfcLed=97lm/W EfcLum=56lm/W Ra=90 SDCM=2 L90(20K)=118000h

C.I.E. 99 100 100 100 100
 F UTE --

D DIN 5040
 B NBN

A60
 BZ 1

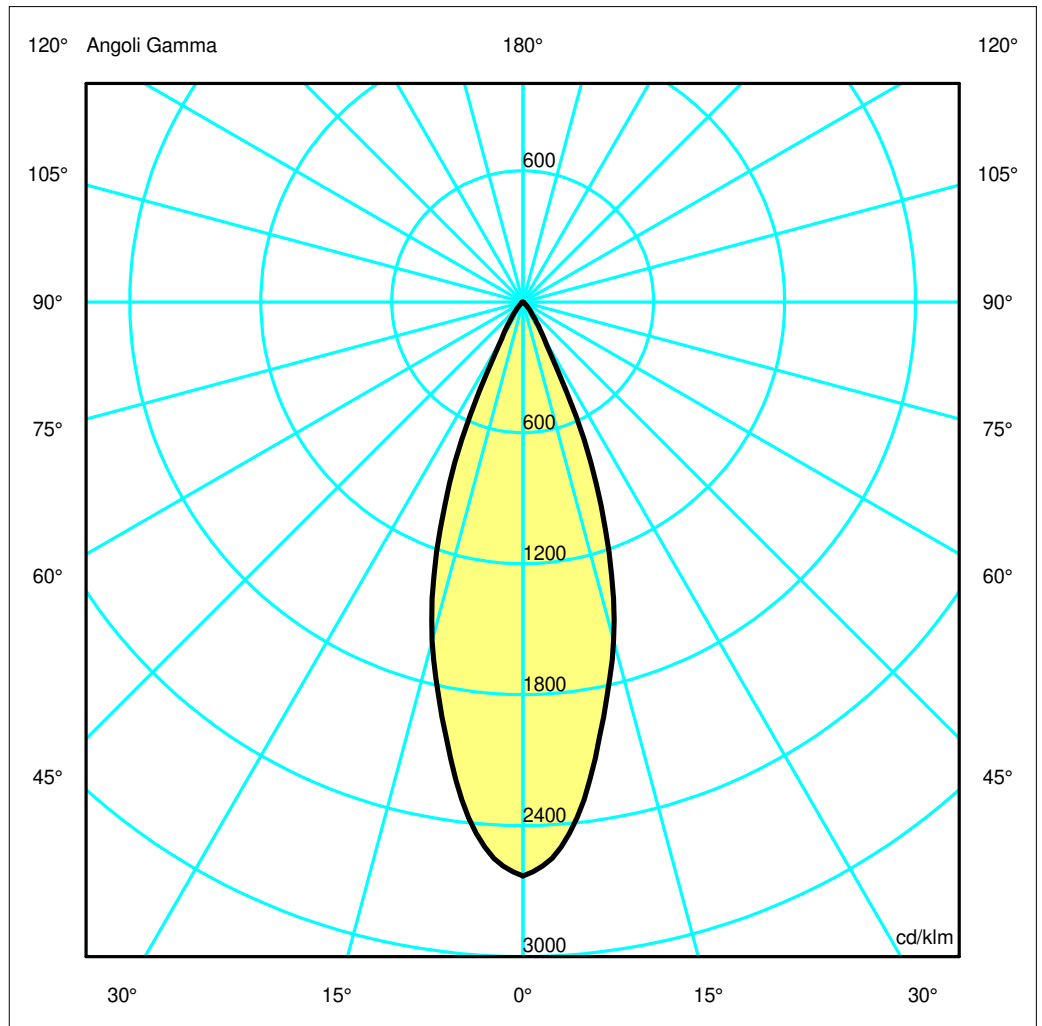
2368mm x 40mm



Semipiani C

180.0 ——— 0.0

ULOR 0.00 %
 DLOR 100.00 %
 RN 0.00 %



Luminaire

Code BH06604+BH16204
 Name A.39 S/C SHAR DIR 2368 LB 34 300K DM NRO + COVER 4X4 OPT. LB BLACK

Measurement

Code FTS1900155
 Name A.39 S/C SHAR DIR 2368 LB 34 300K DM NRO + COVER 4X4 OPT. LB BLACK

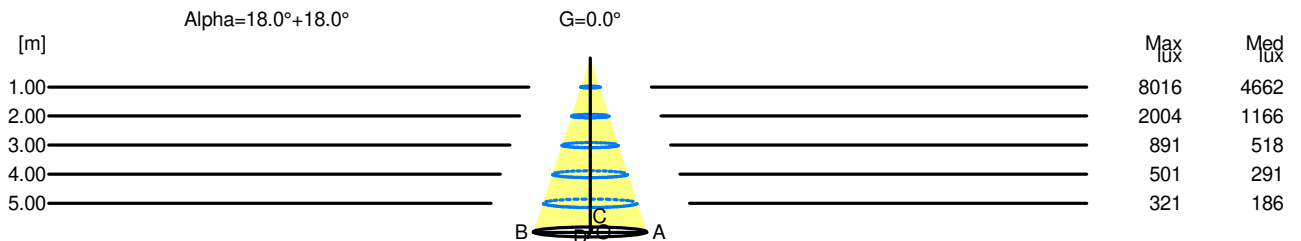
Luminaire Flux	3046.96 lm	Luminaire Power	54.00 W	Efficacy	56.43 lm/W	Efficiency	100.00%
Lamps Flux	3046.96 lm	Maximum value	2630.91 cd/klm	Position	C=0.00 G=0.00	CG	Rotosymmetrical
Rectangular Luminaire		Length	2368 mm	Width	40 mm	Height	111 mm
Rectangular Luminous Area		Length	592 mm	Width	37 mm	Height	0 mm
Horizontal Luminous Area		0.021904 m2		Emitting area on Plane 180°		0.000000 m2	
Emitting area on Plane 0°		0.000000 m2		Emitting area on Plane 270°		0.000000 m2	
Emitting area on Plane 90°		0.000000 m2		Glare area at 76°		0.005299 m2	
Coordinate system		CG		Symmetry Type		Rotosymmetrical	
Date		16-02-2017		Maximum Gamma Angle		180	
Measurement Distance		0.00		Measurement Flux		3046.96 lm	
LED Flux=4352,8lm LED Power=45W Eff=70% EfcLed=97lm/W EfcLum=56lm/W Ra=90 SDCM=2 L90(20K)=118000h							
C.I.E.	99	100	100	100	100	D DIN 5040	A60
F UTE	--					B NBN	BZ 1

Width at 50.00 % of Max Intensity

H[m]	1.00	2.00	3.00	4.00	5.00	H[m]	1.00	2.00	3.00	4.00	5.00
OA	0.33	0.65	0.98	1.30	1.63	OC	0.33	0.65	0.98	1.30	1.63
OB	0.33	0.65	0.98	1.30	1.63	OD	0.33	0.65	0.98	1.30	1.63

Luminous Intensities [cd/klm]

	0	5	15	25	35	45	55	65	75	85
OA	8016.27	7446.72	4896.71	1745.66	296.79	59.79	7.03	0.97	0.00	0.00
OB	8016.27	7446.72	4896.71	1745.66	296.79	59.79	7.03	0.97	0.00	0.00
OC	8016.27	7446.72	4896.71	1745.66	296.79	59.79	7.03	0.97	0.00	0.00
OD	8016.27	7446.72	4896.71	1745.66	296.79	59.79	7.03	0.97	0.00	0.00



H[m]	D[m]	Max lux	Med lux	Alpha=18.0°+18.0°	G=0.0
1.00	0.65	8016	4662		
2.00	1.30	2004	1166		
3.00	1.95	891	518		
4.00	2.60	501	291		
5.00	3.25	321	186		